

BREAK UP TO DWELLING UNITS :			
TYPE OF DWELLING UNITS	NO. OF UNITS PER BLOCK	TOTAL NO. OF BLOCKS	TOTAL NO. OF UNITS
TYPE - B (REVISED)	21	4	84
TYPE - C (REVISED)	21	14	294
TYPE - D	14	3	42
DESIGNATED HOUSE	1	1	1
<b>TOTAL</b>		<b>22</b>	<b>421</b>

AREA SCHEDULE								
SL. NO.	BUILDINGS	NO. OF BLDGS	GROUND COVER EACH BLDG SQ. M.	OVERAGE TOTAL SQ. M.	TOTAL FLOOR AREA EACH BLDG SQ. M.	TOTAL FLOOR AREA TOTAL SQ. M.	REMARKS	D.P.
1.	HOUSING TYPE - B (REVISED)	4	251.70	926.80	1680.72	6722.88		
2.	HOUSING TYPE - C (REVISED)	14	530.96	4633.44	2378.97	33305.58		
3.	HOUSING TYPE - D	3	387.72	1163.16	2812.84	8438.52		
4.	DESIGNATED HOUSE	1	195.023	195.023	254.42	254.42		
5.	OFFICER'S CLUB	1	500.00	500.00	300.00	300.00		
6.	GUEST HOUSE	1	495.82	495.82	1399.87	1392.77		
7.	SUB STATION	1	256.96	256.96	329.06	329.06		
8.	SUMP AND PUMP ROOM	1	72.96	79.96	79.12	79.96		
9.	PUMP ROOM	1	135.00	135.00	148.87	148.87		
10.	TWO WHEELER GARAGE FOR 32 NOS	2	108.06	218.18	108.06	218.18		
A.	TOTAL GROUND COVERAGE			8404.34				
B.	TOTAL FLOOR AREA EXCLUDING COVERED PARKING AREA					51190.20		
C.	TOTAL LAND AREA					49,096.84		
D.	F51 - PROVIDED					1.042		
E.	PERMISSIBLE F51 AS PER C.M.D.A. RULES					2.50		

**PARKING (PROVIDED)**

1.) TWO WHEELER PARKING

a) IN TYPE-B (REVISED) = 22 NOS.

b) IN COVERED SCOOTER GARAGE = 64 NOS.

TOTAL : 86 NOS.

2.) CAR PARKING

TOTAL = 400 NOS

**TOTAL PARKING PROVIDED : 400 NOS.**

- DRAWING REFERENCE :-**
- 1) HOUSING TYPE-B (REV) ----- DMA - 24
  - 2) HOUSING TYPE-C (REV) ----- DMA - 25 & 26
  - 3) HOUSING TYPE-D ----- DMA - 12 & 13
  - 4) DESIGNATED HOUSE ----- DMA - 14
  - 5) OFFICER'S CLUB ----- DMA - 15
  - 6) GUEST HOUSE ----- DMA - 17 & 18
  - 7) SUB STATION ----- DMA - 19
  - 8) SUMP & PUMP ROOM ----- DMA - 29
  - 9) PUMP ROOM ----- DMA - 20
  - 10) SCOOTER GARAGE ----- DMA - 27

**LEGEND :-**

EXISTING STRUCTURE TO BE DEMOLISHED

SIGNATURE OF OWNER  
Sripada Engineer (CIVIL)  
ONGC SRBC  
Egmore, Madras-8.

SIGNATURE OF ARCHITECT  
T.G. Krishnamurthy  
Sr. T.G. KRISHNAMURTHY IYAR  
Class I Licensed Surveyor (5098 98)  
Corporation of Chennai,  
13, "Shree Anjaneya"  
11, Tambiah Road,  
WEST MAMBALAM, CHENNAI-33.

**SITE PLAN (REVISED)**

**RESIDENTIAL COMPLEX AT ANNANAGAR (WEST)**

**OIL & NATURAL GAS CORPN. LTD., MADRAS**


RELEASE STATUS	DATE	SIGNATURE
PRELIMINARY FOR TENDER ONLY FOR CONSTRUCTION		
STRUCTURAL		
MECHANICAL		
ELECTRICAL		
ENVIRONMENTAL		
MECHANICAL		

REVISIONS:

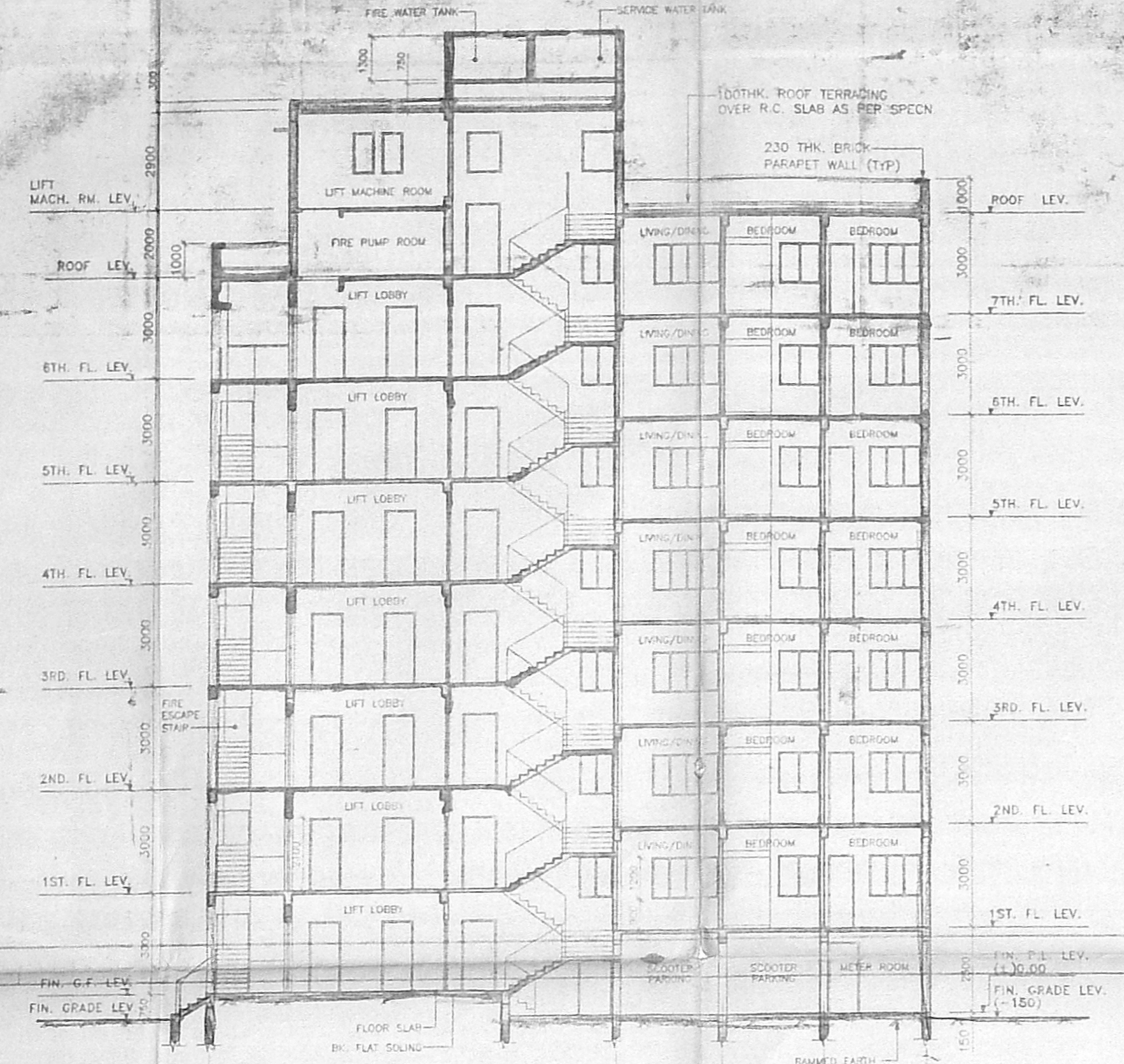
NO.	DATE	DESCRIPTION
1	03.03.98	REVISED AS PER REQUEST OF ONGC VIDE LETTER NO. SRBC/CM/58/1213 DTD 20.02.98
2	06.02.98	REVISED AS PER REQUEST OF ONGC VIDE FAX NO. SRBC/CM/58 DTD 20.01.98

APPROVED: MECH. INST. ELEC. STR. ARCH. NATURE OF REVISION & DESCRIPTION

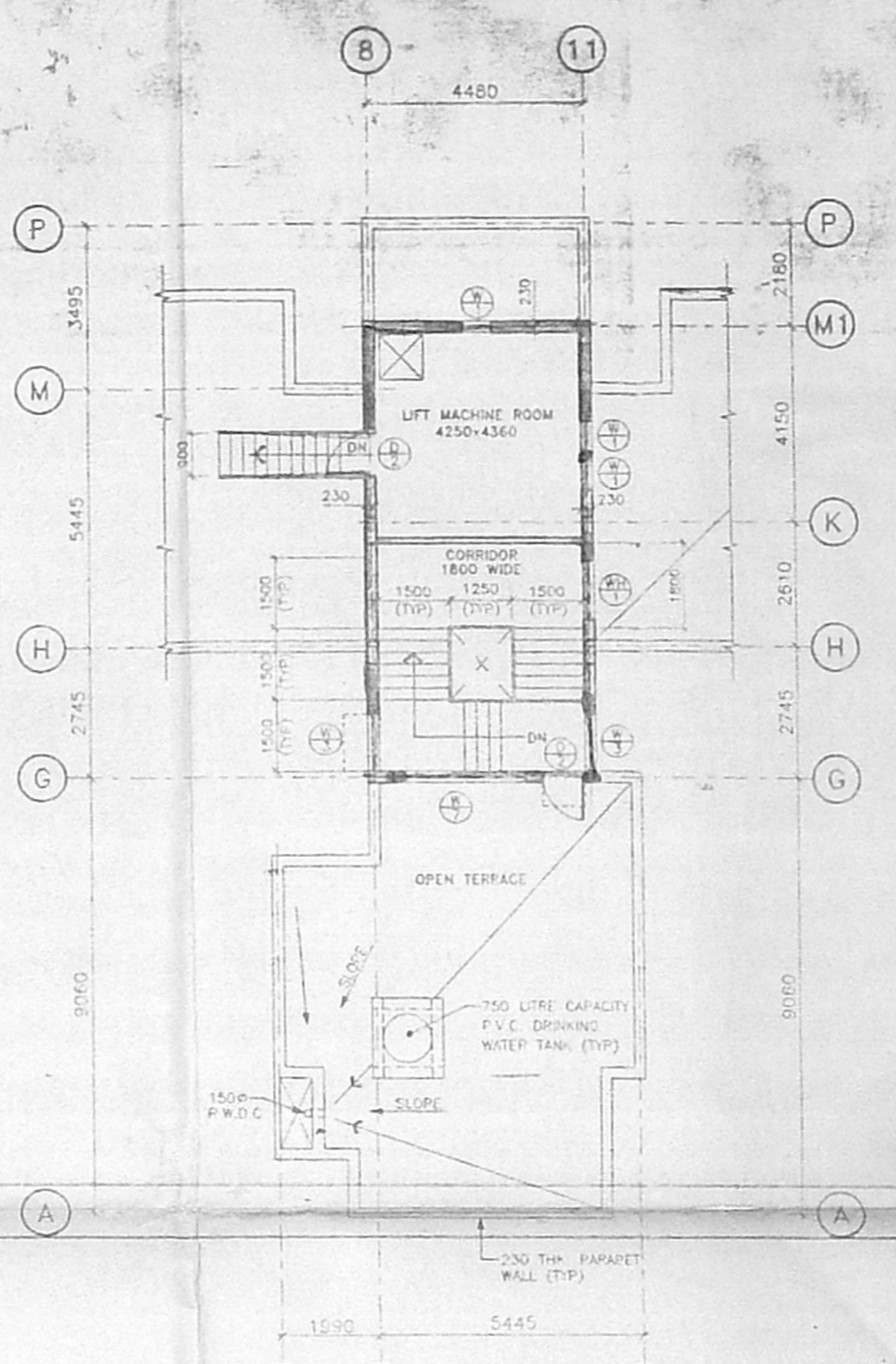
DWG. NO. DMA - 11 REV. M2



FRONT ELEVATION



SECTION - A-A



ROOF PLAN

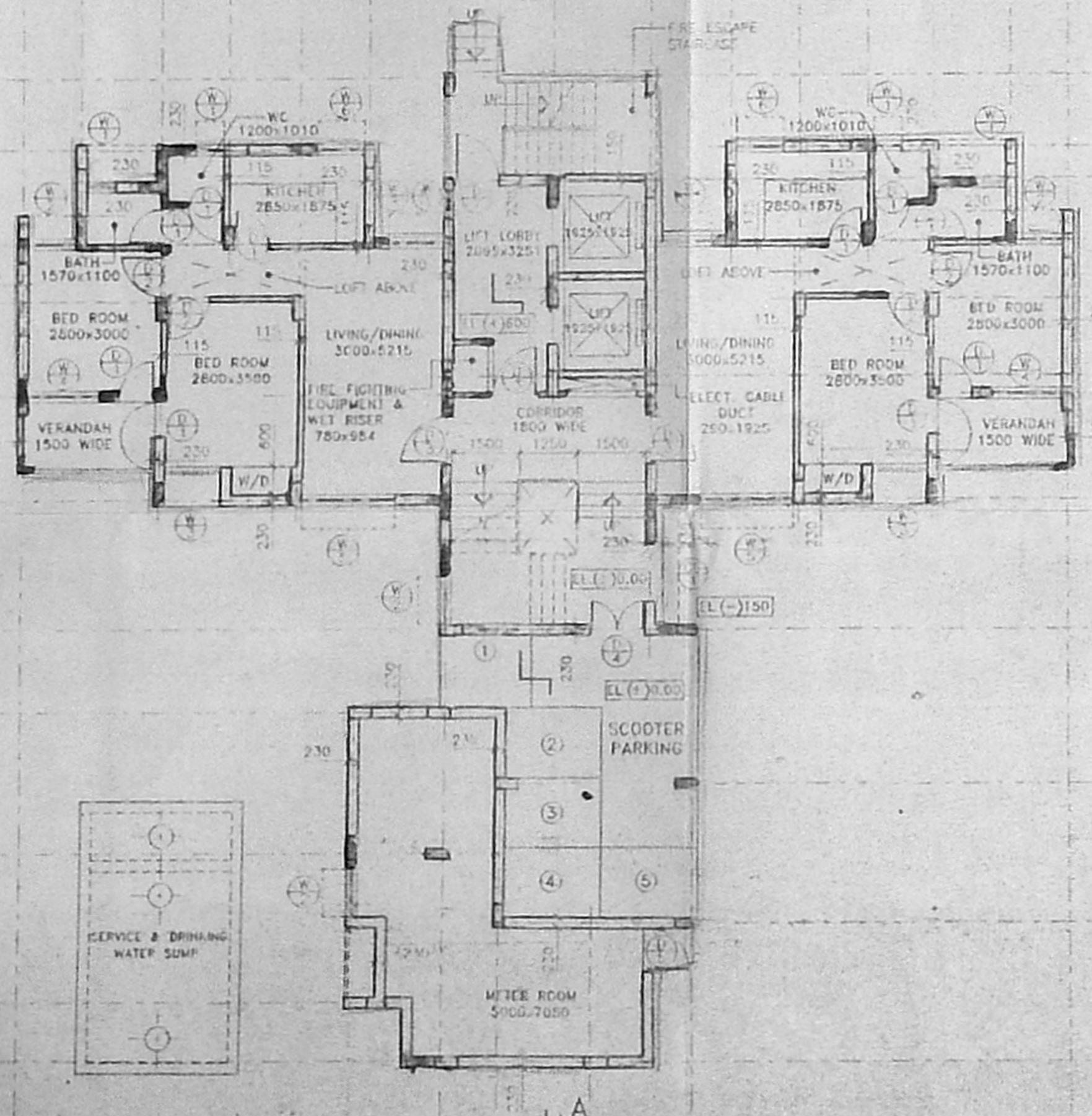
SCHEDULE OF DOORS

DOOR NO.	MASONRY OPNG. WIDTH	MASONRY OPNG. HEIGHT	FRAME SIZE	DESCRIPTION	TOTAL NO. REQD.	REMARKS
1	750	2100	100x65 LOCALLY AVAILABLE HARD WOOD	FACTORY MADE PANEL DOORS WITH HARD WOOD STILES AND 12MM THK TEAK WOOD PARTICLE BOARD PANEL INSERTS.	105	SINGLE LEAF
2	900	2100	- DO -	- DO -	30	- DO -
3	1000	2100	- DO -	- DO -	36	- DO -
4	1200	2100	- DO -	- DO -	1	DOUBLE LEAF
5	1000	2100	100x45 PRESSED STEEL	HOLLOW METAL FLASH DOOR WITH PRESSED STEEL LOGGERS AT BOTTOM & TOP	2	SINGLE LEAF
6	750	1600	- DO -	HOLLOW METAL FLASH DOOR	1	- DO -
7	1200	2100	M.S. COLLAP-SHLE GATE AS PER MANUFACTURERS SPECIFICATION		1	
8	1000	2100	100x45 PRESSED STEEL	HOLLOW METAL FLASH DOOR WITH PRESSED STEEL FRAME	7	SINGLE LEAF

SCHEDULE OF WINDOWS (AS PER 1018)

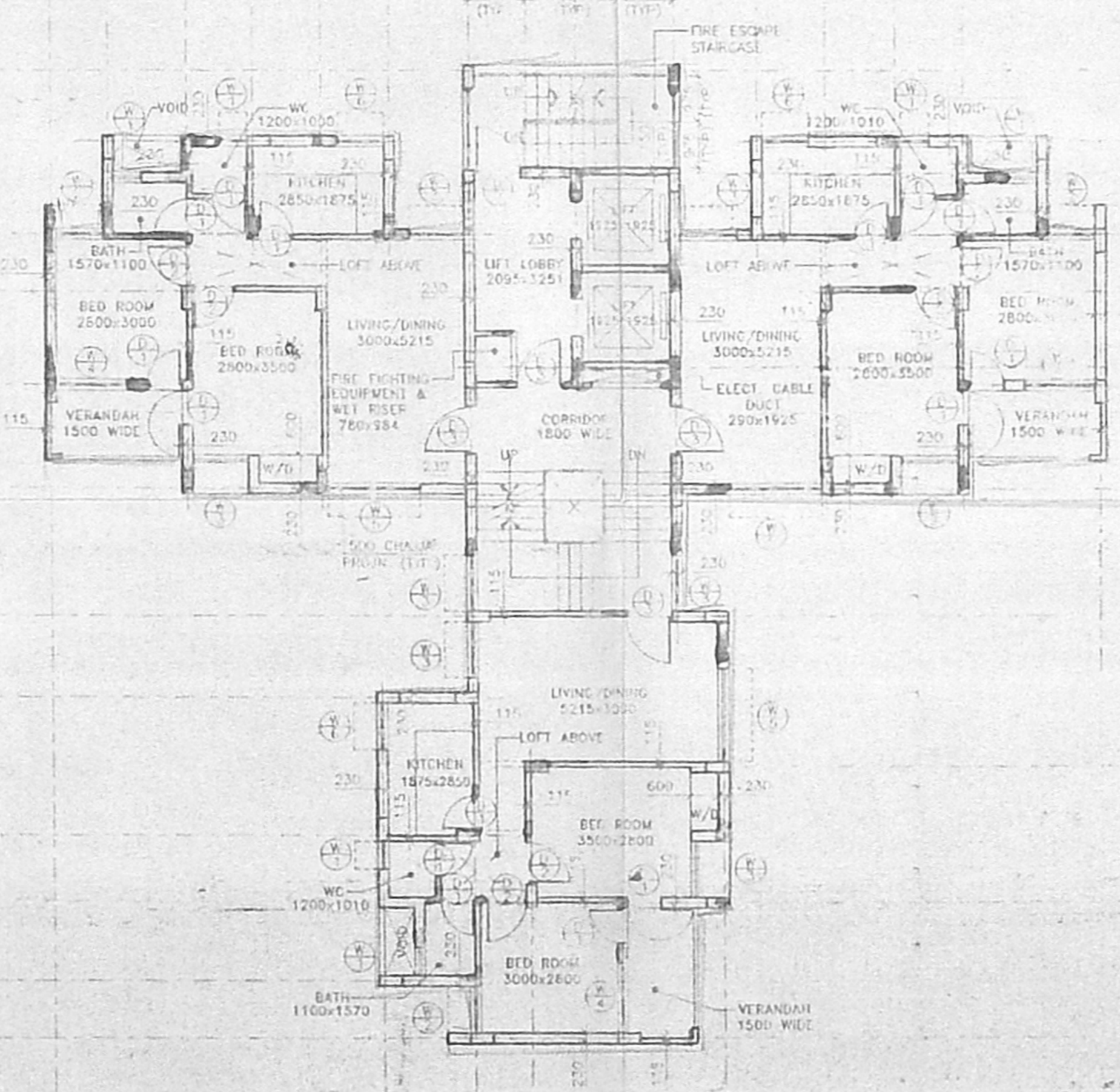
WINDOW NO.	MASONRY OPNG. WIDTH	MASONRY OPNG. HEIGHT	WINDOW SIZE WIDTH	WINDOW SIZE HEIGHT	DESCRIPTION	GLAZING	TOTAL NOS. REQD.	REMARKS
1	600	1200	560	1180	HOT DIP GALVANIZED STEEL WINDOW WITH INTEGRATED GRILL	FROSTED GLASS/ 4 MM THK CLEAR GLASS	46	FROSTED GLASS ONLY IN TOILETS CLEAR GLASS IN OTHER AREA
2	1000	1200	980	1180	- DO -	4mm THK CLEAR GLASS	23	- DO -
3	1200	1200	1180	1180	- DO -	- DO -	58	- DO -
4	1500	1200	1450	1180	- DO -	- DO -	21	- DO -
5	2000	1200	1880	1180	- DO -	- DO -	21	- DO -
6	1000	900	980	1080	- DO -	- DO -	21	- DO -
7	2500	600	2480	580	- DO -	- DO -	1	FIXED TYPE
8	1200	1200	1180	1180	- DO -	- DO -	1	FIXED TYPE

1 2 3 4 5 7 8 8c 11 13 14 15 16 17 18  
1230 1685 1430 1481 1480 1260 2325 2151 1711 1489 1465 1421 1684 1230



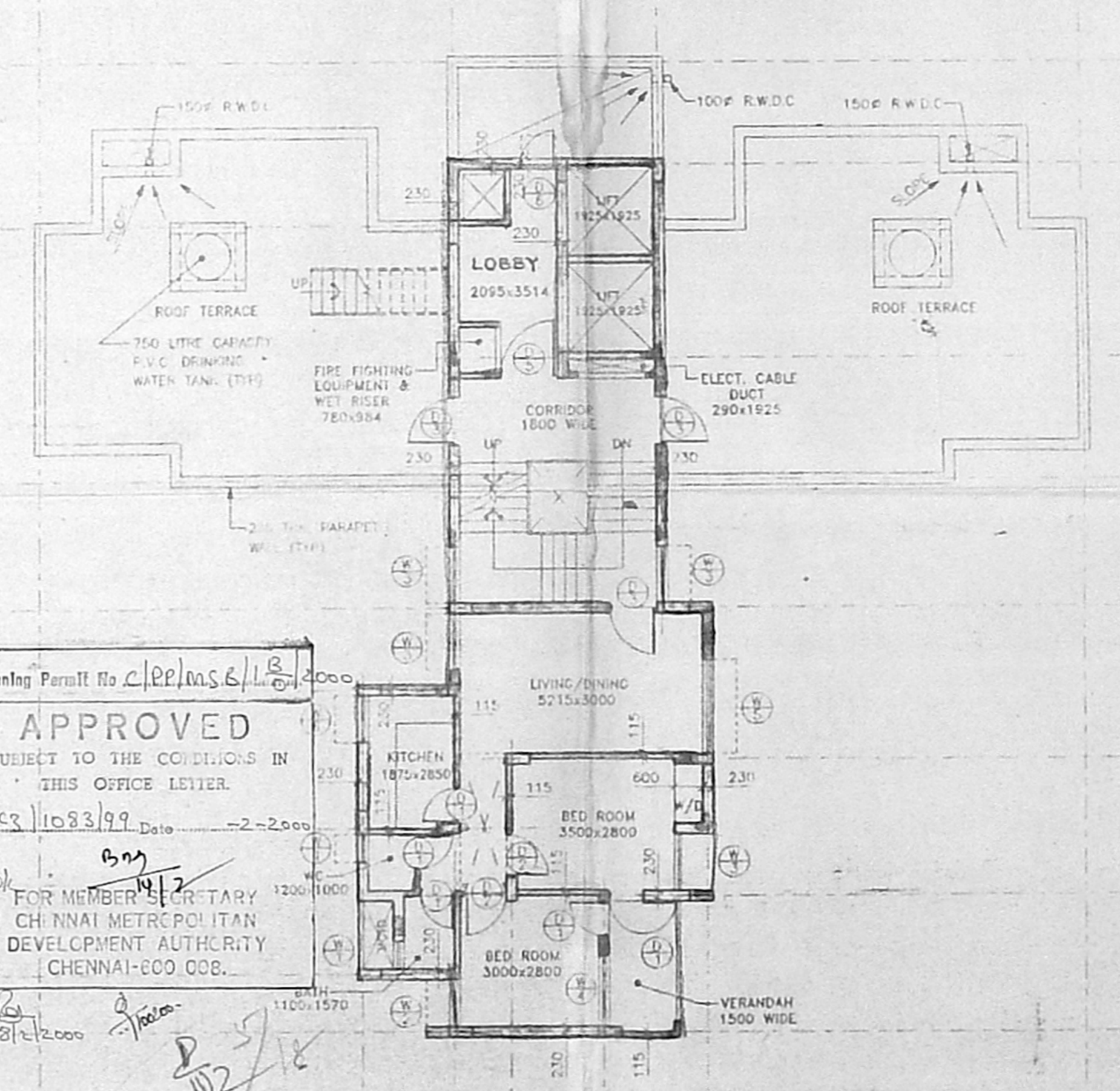
GROUND FLOOR PLAN

1 2 3 4 5 7 8 8c 11 13 14 15 16 17 18  
1230 1685 1430 1481 1480 1260 2325 2151 1711 1489 1465 1421 1684 1230



FIRST FLOOR PLAN TO SIXTH FLOOR PLAN

1 2 3 4 5 7 8 8c 11 13 14 15 16 17 18  
1230 1685 1430 1481 1480 1260 2325 2151 1711 1489 1465 1421 1684 1230



SEVENTH FLOOR PLAN

Planning Permit No. C/1683/19  
**APPROVED**  
SUBJECT TO THE CONDITIONS IN THIS OFFICE LETTER.  
No. C/1683/19 Date: 2-2-2006  
FOR MEMBER SECRETARY  
CHENNAI METROPOLITAN  
DEVELOPMENT AUTHORITY  
CHENNAI-600 008.

COVERED AREA:-  
1. GROUND FLOOR - 190.697 SQ.M  
2. FIRST FLOOR - 231.70 SQ.M  
3. SECOND FLOOR - 231.70 SQ.M  
4. THIRD FLOOR - 231.70 SQ.M  
5. FOURTH FLOOR - 231.70 SQ.M  
6. FIFTH FLOOR - 231.70 SQ.M  
7. SIXTH FLOOR - 231.70 SQ.M  
8. SEVENTH FLOOR - 99.82 SQ.M  
TOTAL COVERED AREA - 1680.72 SQ.M OF THE BUILDING

NOTES:-  
1. UNLESS STATED OTHERWISE ALL DIMENSIONS ARE IN M.M.

REF. DRAWINGS:-  
FOR SITE PLAN (REVISED) REFER ARCH DWG NO. DMA-11

SIGNATURE OF OWNER  
**K. J. JOY**  
BB (CIVIL)  
ENGG CHENNAI

SIGNATURE OF ARCHITECT  
**JIPAK MAJUMDAR**  
General Manager, (Project)  
C.A. Regn. No. CA/14585  
DEVELOPMENT ARCHITECTS  
(A Division of Development Consultants Ltd)

**I. G. KRISHNAMURTHY-NAI**  
CLASS II LICENSE FOR NO. 37C  
CORPORATE OFFICER  
CHENNAI, TAMIL NADU  
M/12, LAKE VIEW ROAD, MADRAS-600 008

HOUSING TYPE - B (REVISED)  
RESIDENTIAL COMPLEX AT ANNANAGAR (WEST)  
MADRAS

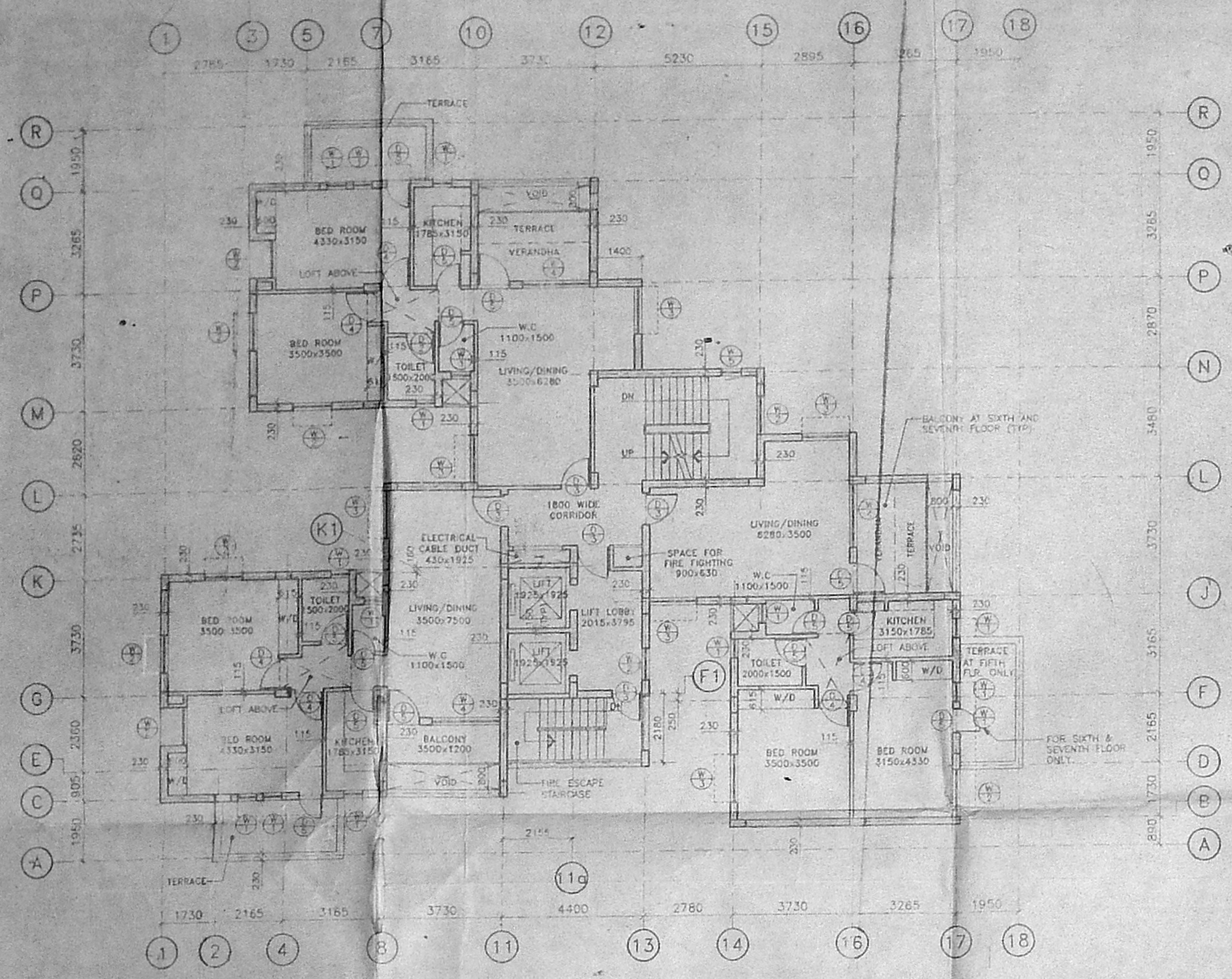
FLOOR PLANS, ELEVATION, SECTION, DOOR AND WINDOWS SCHEDULE

OIL & NATURAL GAS CORPN. LTD., MADRAS

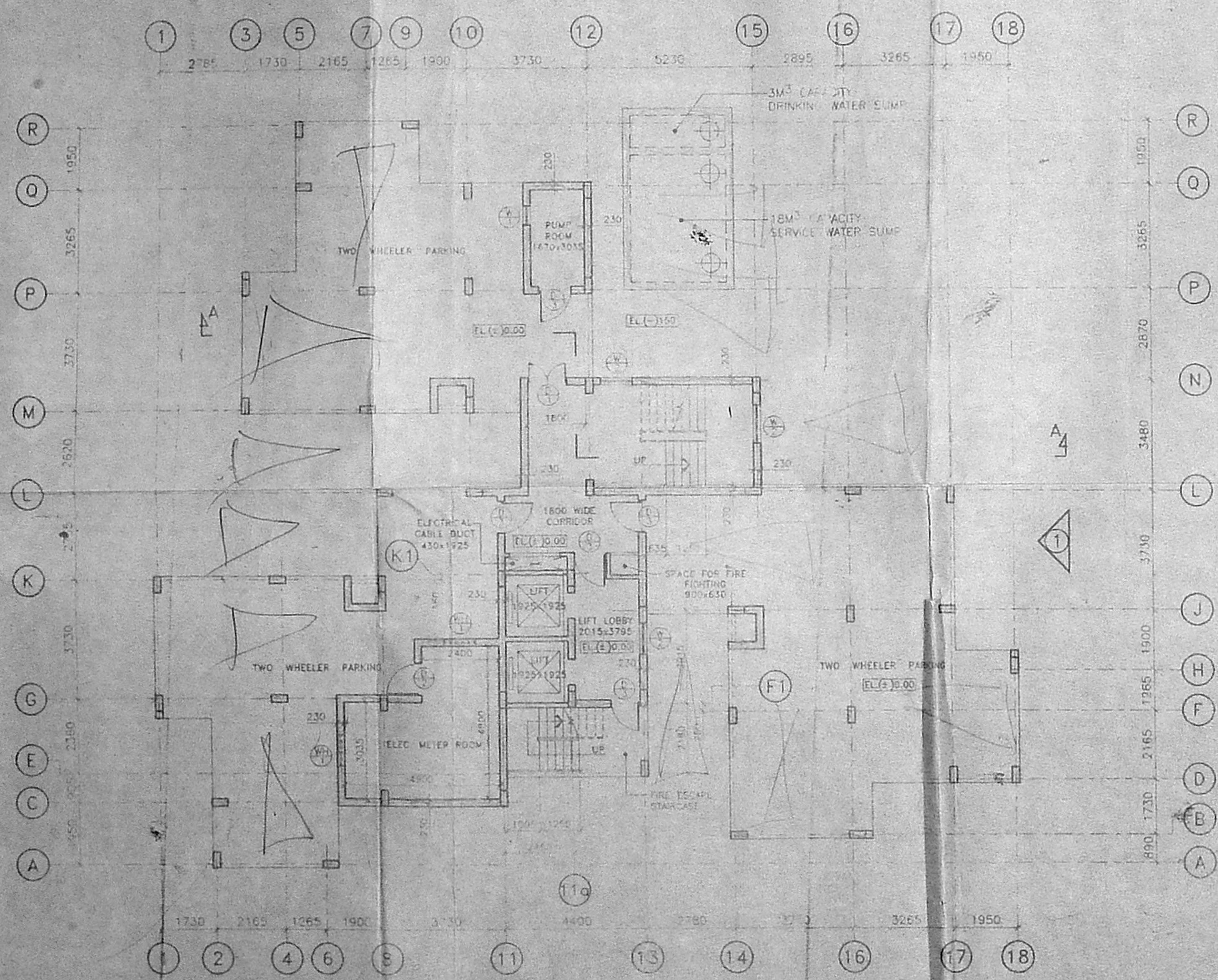
**DEVELOPMENT CONSULTANTS LTD**  
CONSULTING ENGINEERS  
EDMONTON, CALIFORNIA - MADRAS - NEW DELHI

DRAWN: S.W./K.S./R.C. DESIGNED: J.M.A. SCALE: 1:100  
CHECKED: S.W. PROJ. ENGR. DATE: 25-06-1997  
ENG. WORK P.C. DEPT. HEAD: S.W. JOB NO. DCL - 89102  
DWG. NO. DMA - 24 REV. 0

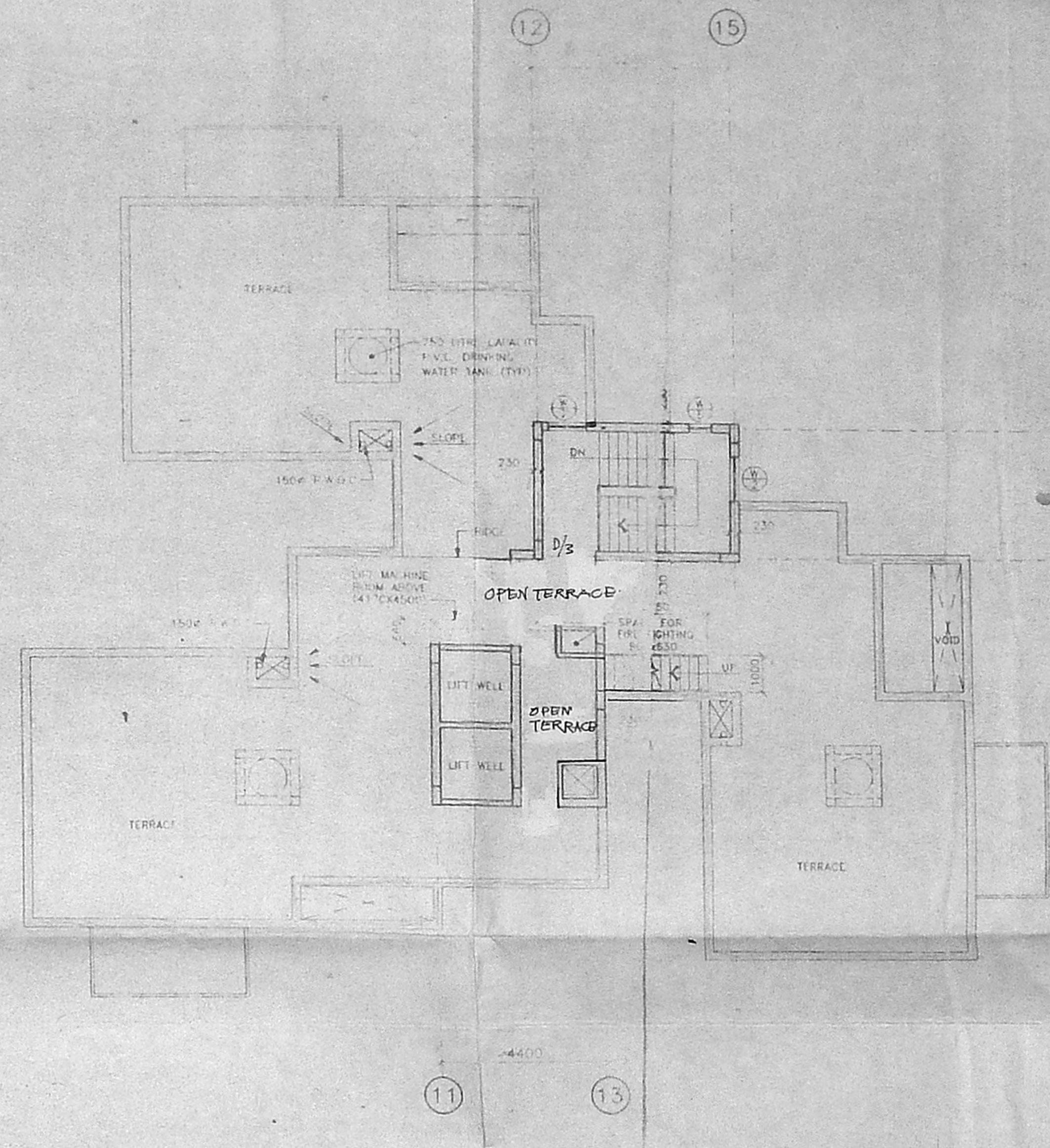
RELEASE STATUS	DATE	SIGNATURE
PRELIMINARY	26.11.97	J.M.A.
FOR TENDER ONLY		
FOR CONSTRUCTION		
ARCH.	25.11.97	J.M.A.
STRUCTURAL		
METHEORICAL		
ELECTRICAL		
MECHANICAL		
RETIREMENT		



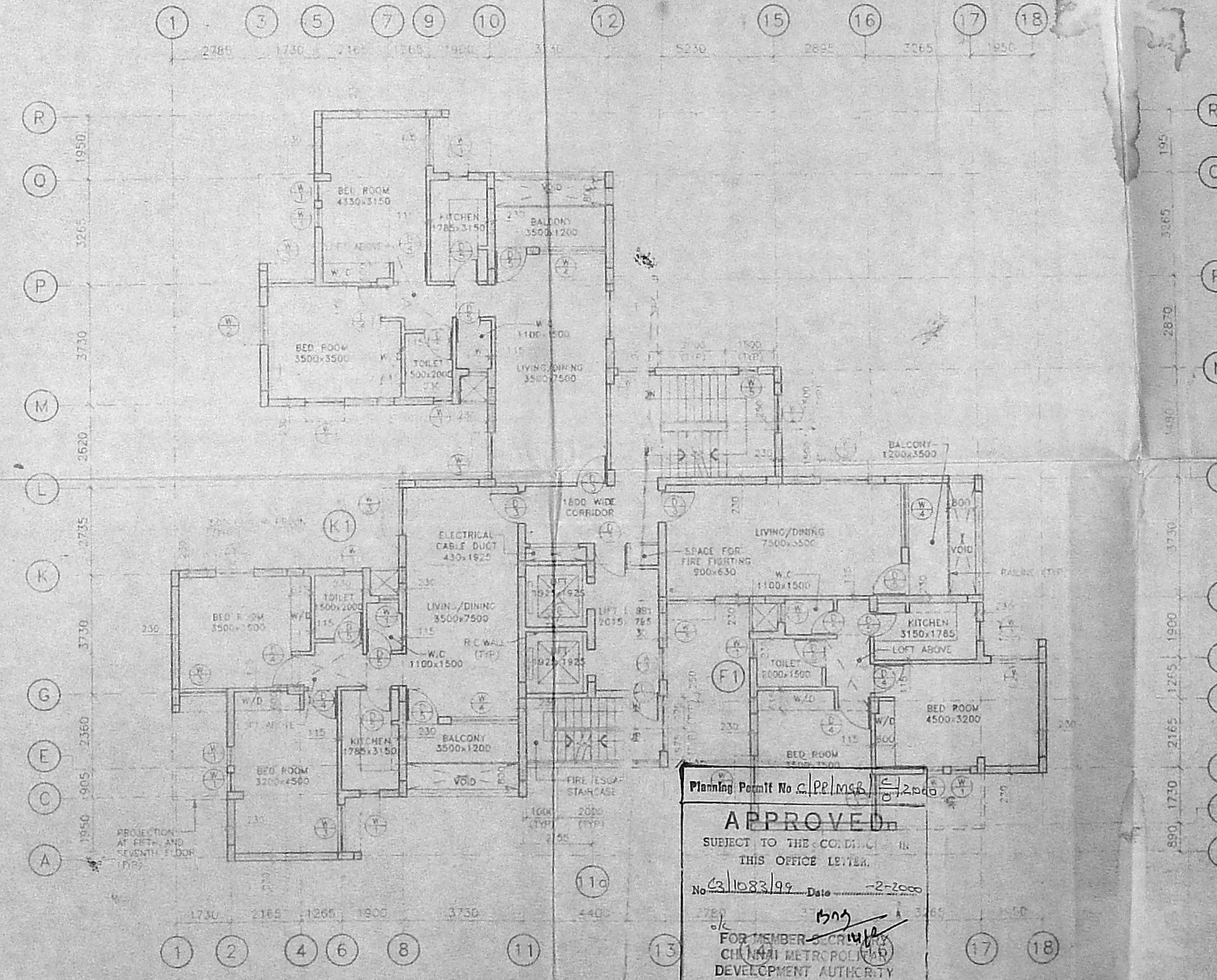
FIFTH FLOOR PLAN TO SEVENTH FLOOR PLAN



GROUND FLOOR PLAN



ROOF PLAN



FIRST FLOOR PLAN FOURTH FLOOR PLAN

**COVERED AREA**

1. GROUND FLOOR	87.01 SQ.M
2. FIRST FLOOR	374.77 SQ.M
3. SECOND FLOOR	374.77 SQ.M
4. THIRD FLOOR	374.77 SQ.M
5. FOURTH FLOOR	374.77 SQ.M
6. FIFTH FLOOR	374.77 SQ.M
7. SIXTH FLOOR	374.77 SQ.M
8. SEVENTH FLOOR	374.77 SQ.M
<b>TOTAL COVERED AREA OF THE BUILDING</b>	<b>2378.97 SQ.M</b>

**NOTES:-**  
1. UNLESS STATED OTHERWISE ALL DIMENSIONS ARE IN METERS

**REF DWGS:-**  
1. FOR ELEVATION SECTION & DOORS AND WINDOW SCHEDULES  
2. FOR ARCH DWG NO. DM  
3. FOR SITE PLAN (REVISED)

**SIGNATURE OF OWNER**  
*[Signature]*  
**SIGNATURE OF ARCHITECT**  
*[Signature]*

Planning Permit No. *[Handwritten]*  
**APPROVED**  
SUBJECT TO THE CONDITIONS IN THIS OFFICE LETTER.  
No. *[Handwritten]* Date: *[Handwritten]*  
FOR MEMBER OF THE CHENNAI METROPOLITAN DEVELOPMENT AUTHORITY CHENNAI-600 009.

**HOUSING TYPE - C (REVISED) RESIDENTIAL COMPLEX AT ANNANAGAR (WEST) MADRAS**

**FLOOR PLANS**

**OIL & NATURAL GAS CORPN. LTD., MADRAS**

**DEVELOPMENT CONSULTANTS LTD CONSULTING ENGINEERS**  
BOMBAY - CALCUTTA - MADRAS - NEW DELHI

RELEASE STATUS	DATE	SIGNATURE
PRELIMINARY	25.07.78	[Signature]
FOR TENDER ONLY		
FOR CONSTRUCTION		
APPROVED BY		
STRUCTURAL		
Mechanical		
ELECTRICAL		
HYDROLOGICAL		

DWG. NO. DMA - 25 REV. 0


SCHEDULE OF DOORS

DOOR MKD.	MASONRY OPNG.		FRAME SIZE	DESCRIPTION	TOTAL NOS. REQD.	REMARKS
	WIDTH	HEIGHT				
D1	1200	2100	100x65 LOCALLY AVAILABLE HARD WOOD	FACTORY MADE PANEL DOORS WITH HARD WOOD STYLES AND 12mm THK TEAK WOOD PARTICLE BOARD PANEL INSERTS.	1	DOUBLE LEAF
D2	1000	2100	PRESSED STEEL	HOLLOW METAL FLUSH DOOR WITH PRESSED STEEL FRAME WITH LOUVRE (600 X 300) AT BOT.	1	SINGLE LEAF
D3	1000	2100	100x65 LOCALLY AVAILABLE HARD WOOD	FACTORY MADE PANEL DOORS WITH HARD WOOD STYLES AND 12mm THK TEAK WOOD PARTICLE BOARD PANEL INSERTS.	41	- DO -
D4	900	2100	- DO -	- DO -	42	- DO -
D5	750	2100	- DO -	- DO -	94	- DO -

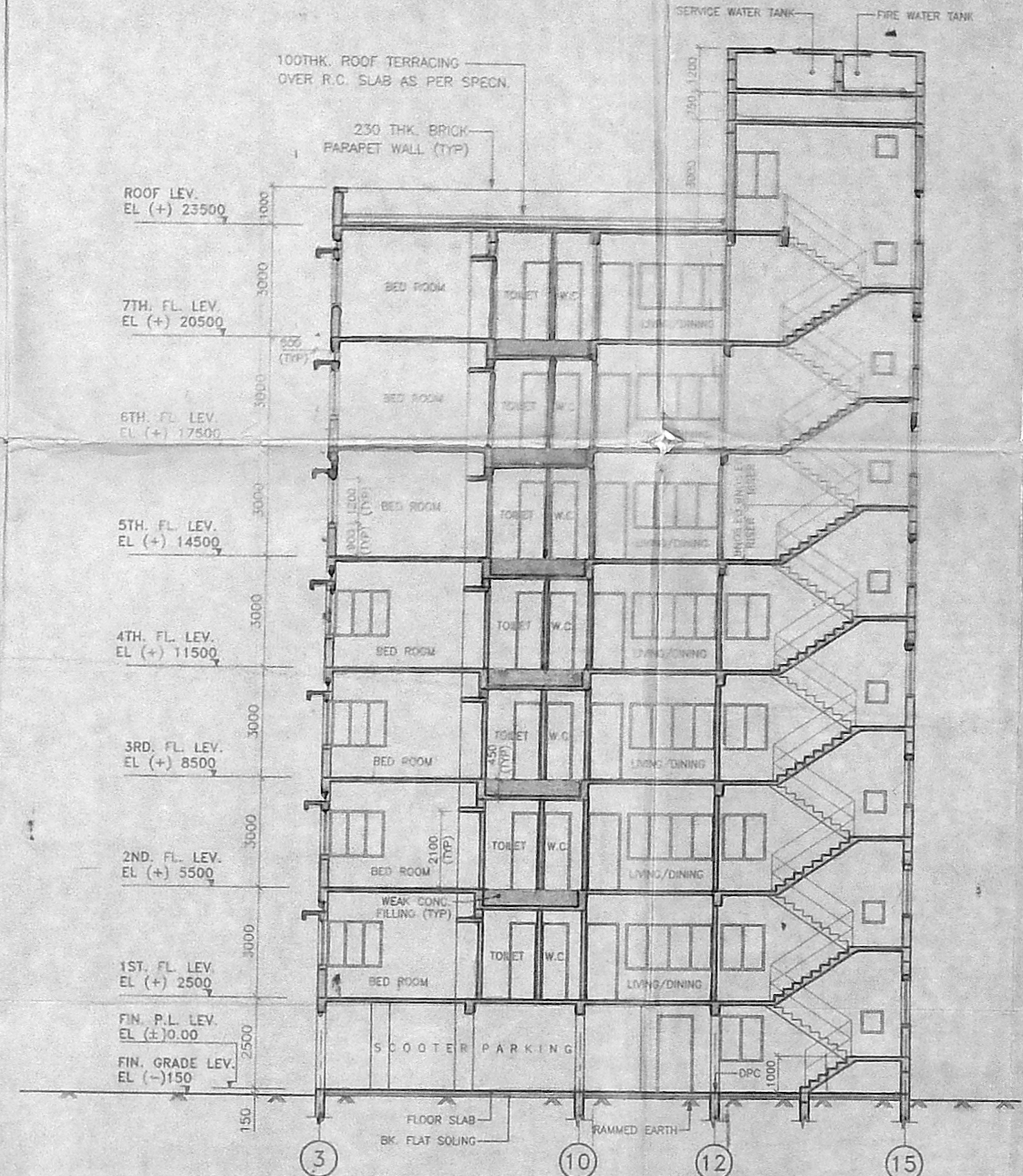
SCHEDULE OF WINDOWS (AS PER 1038)

WINDOW MKD.	MASONRY OPNG.		WINDOW SIZE		DESCRIPTION	GLAZING	TOTAL NOS. REQD.	REMARKS
	WIDTH	HEIGHT	WIDTH	HEIGHT				
W1	600	1200	580	1180	HOT DIP GALVANISED STEEL WINDOW WITH INTEGRATED GRILL	4mm THK FROSTED GLASS	106	FROSTED GLASS ONLY IN TOILETS, CLEAR GLASS IN OTHERS.
W2	1200	1200	1180	1180	- DO -	4mm THK CLEAR GLASS	48	
W3	1500	1200	1480	1180	- DO -	- DO -	51	
W4	2000	1200	1980	1180	- DO -	- DO -	21	
W5	600	600	580	580	- DO -	- DO -	9	
WH1	1000	600	980	230	CENTRE HUNG	- DO -	2	

Planning Permit No. CP/MS/10/2000  
**APPROVED**  
 SUBJECT TO THE CONDITIONS IN THIS OFFICE LETTER.  
 No. CS/1023/99 Date 22-11-96  
 FOR MEMBER SECRETARY  
 CHENNAI METROPOLITAN  
 DEVELOPMENT AUTHORITY  
 CHENNAI-600 008.



FRONT ELEVATION  
(AS MKD. ON PLAN)



SECTION - A - A

NOTES:-  
 1. UNLESS STATED OTHERWISE ALL DIMENSIONS ARE IN MM.  
 2. FOR STRUCTURAL DETAILS REFER RESIDENTIAL STRUCTURAL DRAWINGS.

REF. DWGS:-  
 REF. ARCH. DWG. NO. DMA - 25

*K.J. Joy*  
**K.J. JOY**  
 SE (CIVIL)  
 SIGNATURE OF OWNER  
**DIPAK MAJUMDAR**  
 General Manager (Project)  
 C. A. Regn. No. CA/78/4582  
 DEVELOPMENT ARCHITECTS  
 (A Division of Development  
 Consultants Ltd.)  
 SIGNATURE OF ARCHITECT

HOUSING TYPE - C (REVISED)  
 RESIDENTIAL COMPLEX AT ANNANAGAR (WEST)  
 MADRAS

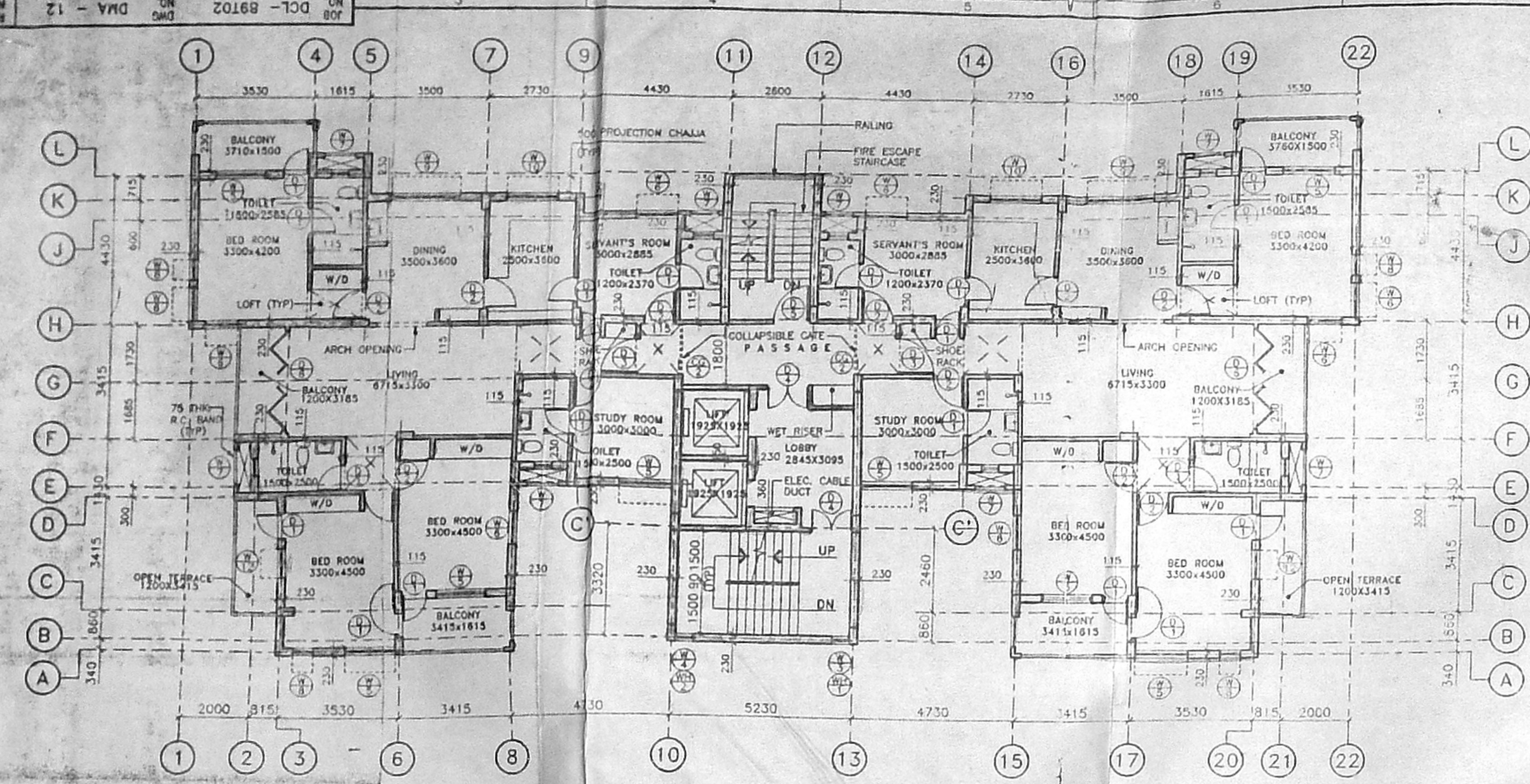
ELEVATION, SECTIONS, DOOR AND  
 WINDOWS SCHEDULE

OIL & NATURAL GAS CORPN. LTD., MADRAS

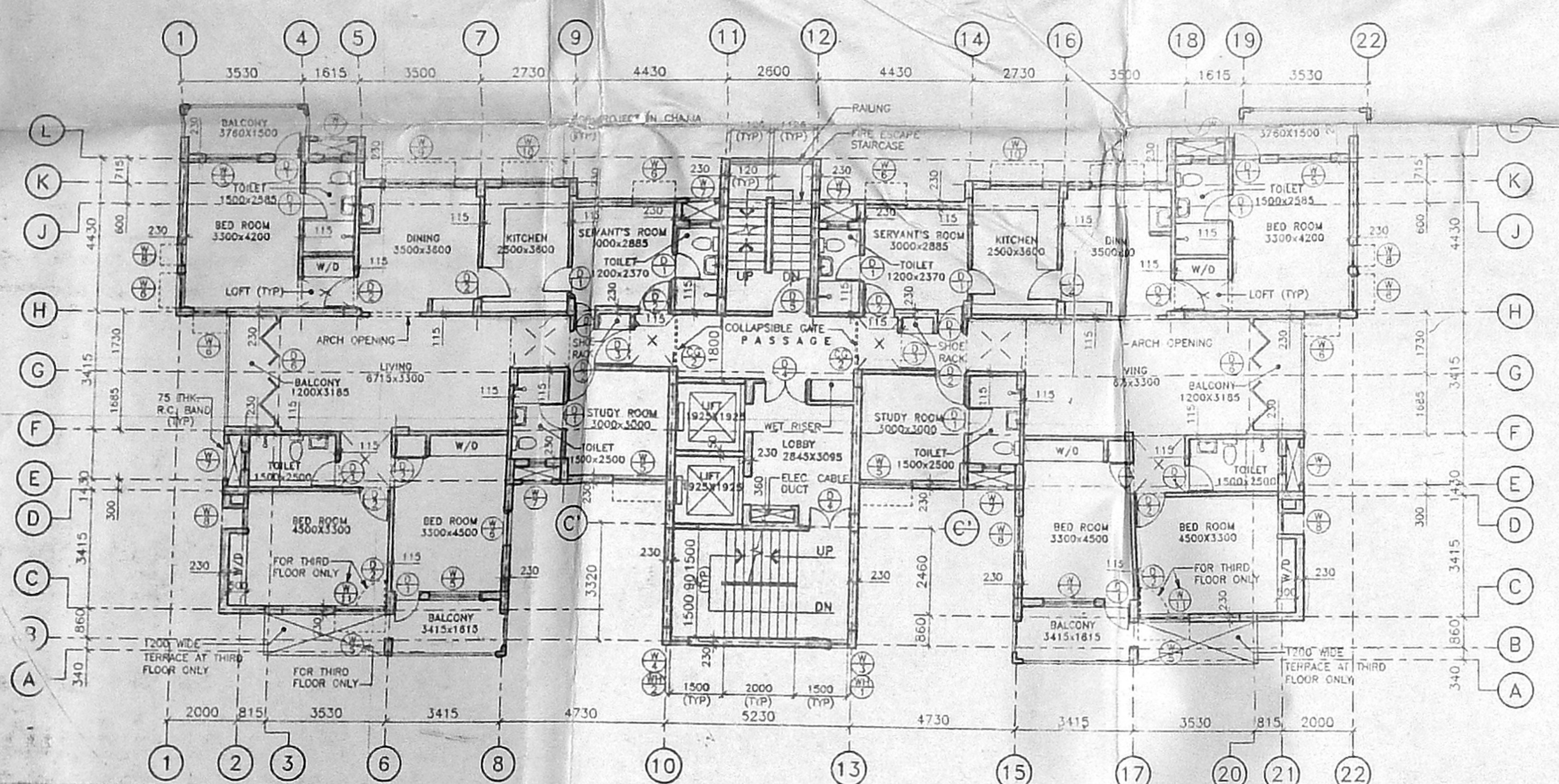
RELEASE STATUS	DATE	SIGNATURE
PRELIMINARY FOR TENDER ONLY	25.11.97	<i>[Signature]</i>
FOR CONSTRUCTION	25.11.97	<i>[Signature]</i>

<b>DEVELOPMENT CONSULTANTS LTD</b> CONSULTING ENGINEERS BOMBAY • CALCUTTA • MADRAS • NEW DELHI			
DRAWN S.M.	DESIGNED <i>[Signature]</i>	SCALE 1:100	
CHECKED <i>[Signature]</i>	PROJ. ENGR.	DATE 17-07-96	
ENG. MGR. P.C.	DEPT. HEAD <i>[Signature]</i>	JOB NO. DCL-89T02	
DWG. NO. DMA - 26		REV. 0	

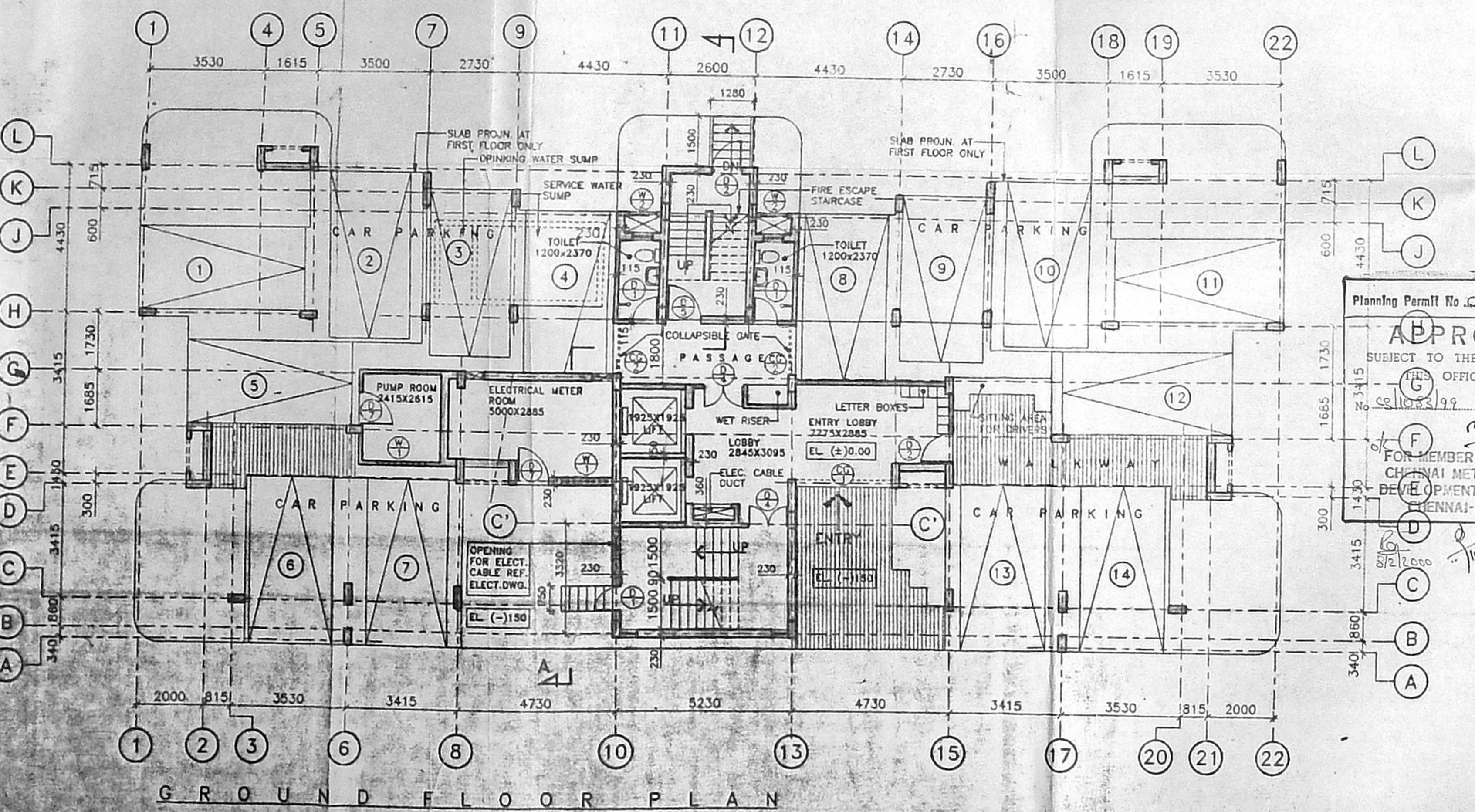
GENERAL REVISION IN ACCORDANCE WITH ONGC LETTER NO. SR80/CML/58/1000 DTD. 22.10.96 22.11.96 R-0  
 NATURE OF REVISION & DESCRIPTION DATE REV. NO.



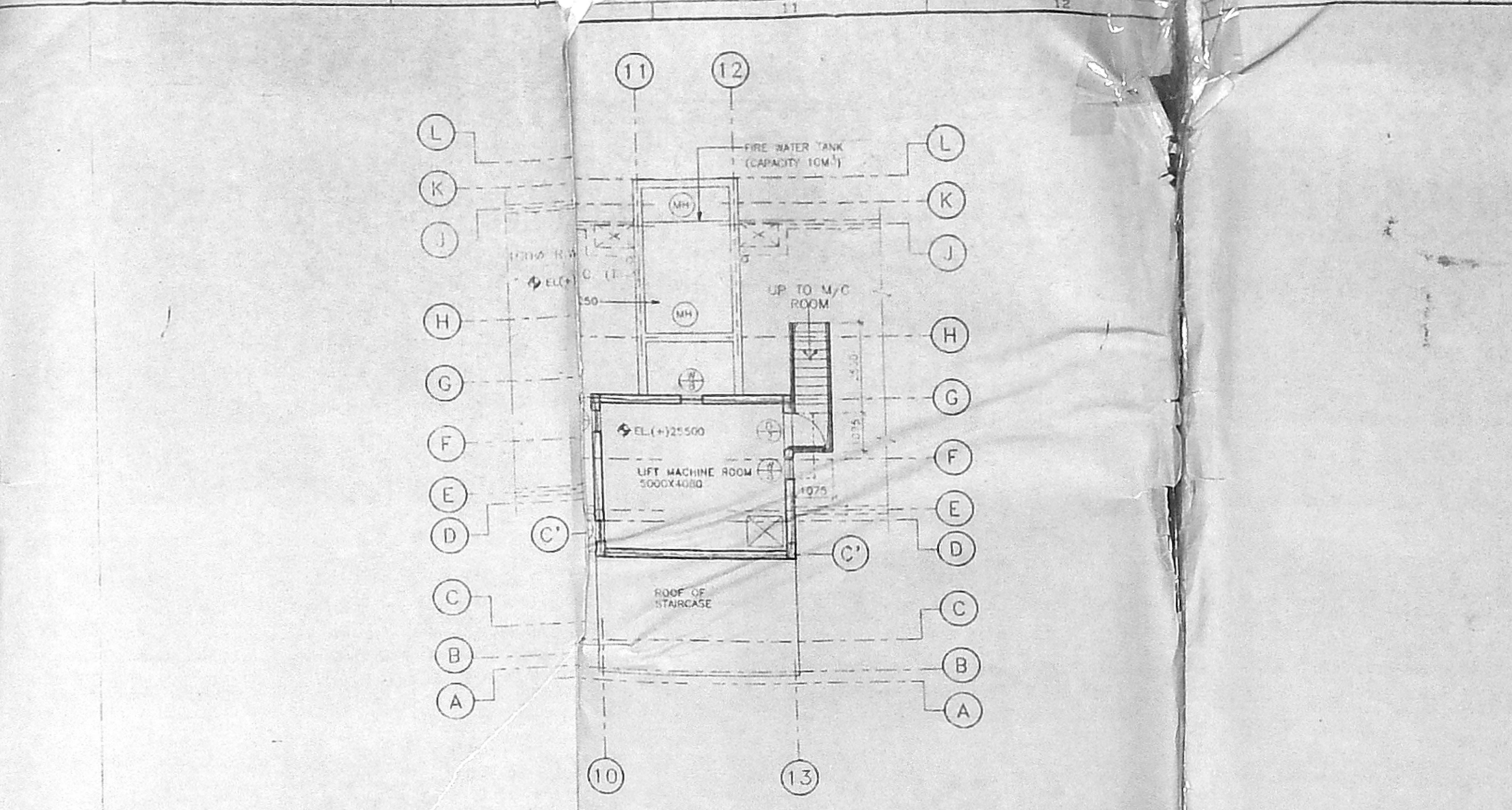
SIXTH FLOOR PLAN



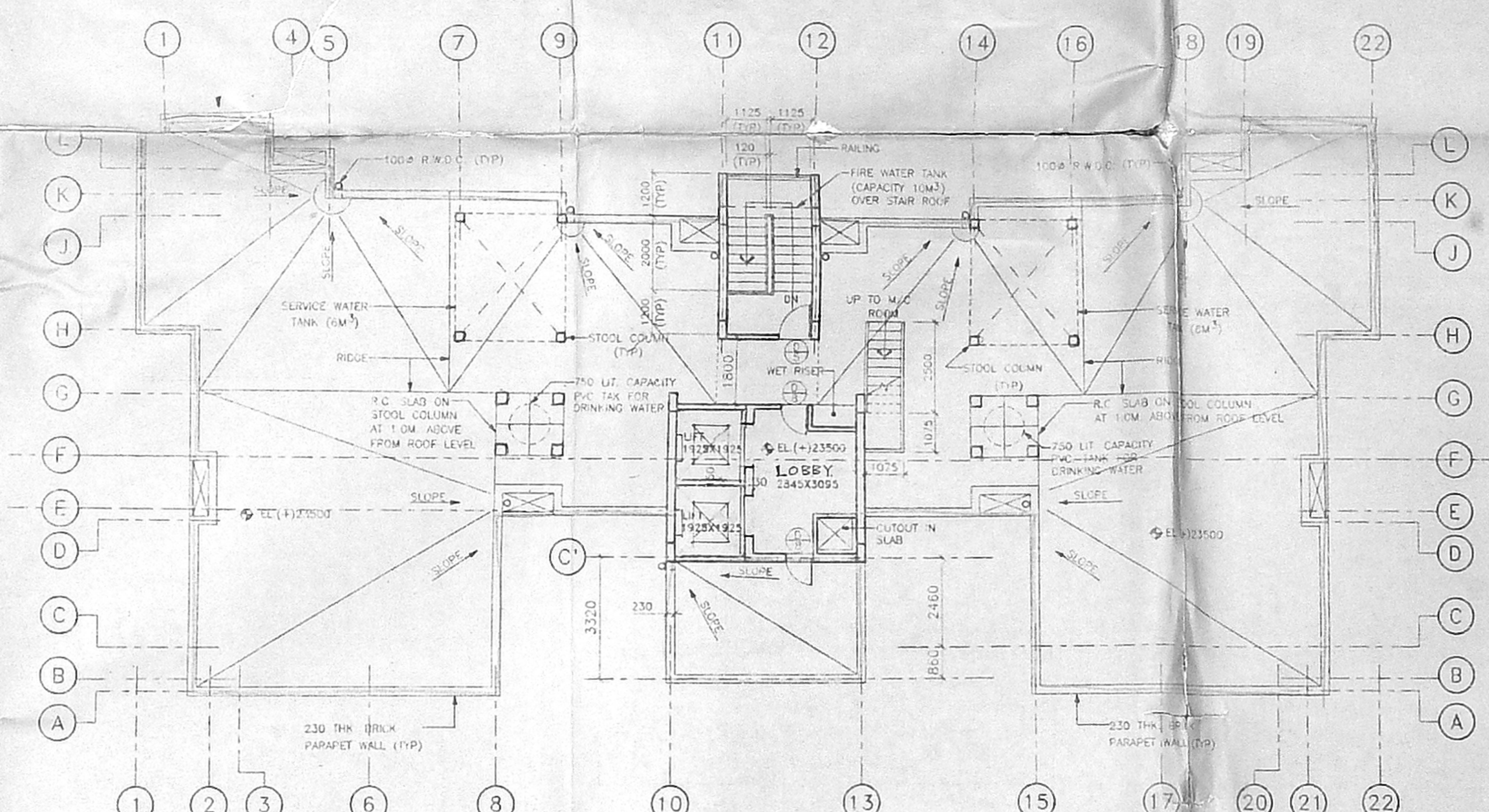
THIRD, FOURTH & FIFTH FLOOR PLAN



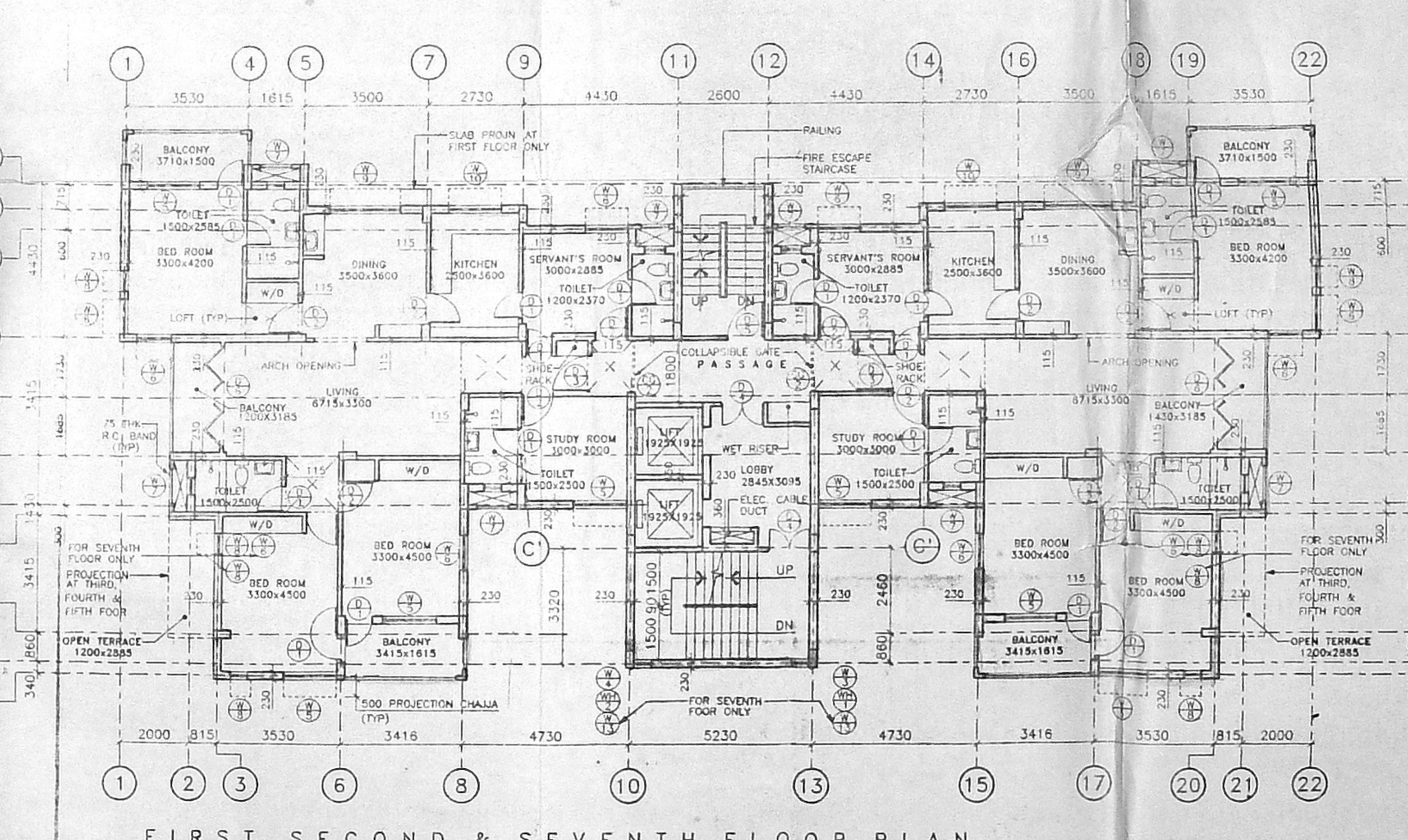
GROUND FLOOR PLAN



ROOF PLAN OF LIFT MACHINE ROOM



ROOF PLAN



FIRST, SECOND & SEVENTH FLOOR PLAN

**COVERED AREA**

1. GROUND FLOOR	100.84 SQ.M.
2. FIRST FLOOR	337.21 SQ.M.
3. SECOND FLOOR	337.21 SQ.M.
4. THIRD FLOOR	337.72 SQ.M.
5. FOURTH FLOOR	337.72 SQ.M.
6. FIFTH FLOOR	337.72 SQ.M.
7. SIXTH FLOOR	337.21 SQ.M.
8. SEVENTH FLOOR	337.21 SQ.M.
<b>TOTAL COVERED OF THE BUILDING</b>	<b>2812.94 SQ.M.</b>

**NOTES:-**  
1. UNLESS STATED OTHERWISE ALL DIMENSIONS ARE IN M.M.

**REF. DWGS.:-**

1. ARCH. DWG. NO. DMA-13
2. FOR SITE PLAN (REVISED)

MMDA C/P/PP NO. 1
REF. DWG. NO. DMA-11
AP. C3/49/20/82
Signature of Owner
Signature of Architect
AP. D.P.

SIGNATURE OF OWNER  
**K. J. JOY**  
S.E. (GEN'L)  
ONGE CHENNAI-6

SIGNATURE OF ARCHITECT  
**J. K. MATHUR**  
General Manager (Project)  
C. A. Reg. No. CA/78/4583  
DEVELOPMENT ARCHITECTS  
(A Division of Development Consultants Ltd.)

**J. K. MATHUR**  
E. T. G. KRISHNAMURTHY RAO  
Class I Licensed Surveyor (50)  
CORPORATION OF CHENNAI  
C-170, South Avenue  
11112, Lake View Road, CHENNAI-60

**HOUSING TYPE - D  
RESIDENTIAL COMPLEX AT ANNANAGAR (WEST)  
MADRAS**

**FLOOR PLANS**

**OIL & NATURAL GAS CORPN., LTD., MADRAS**

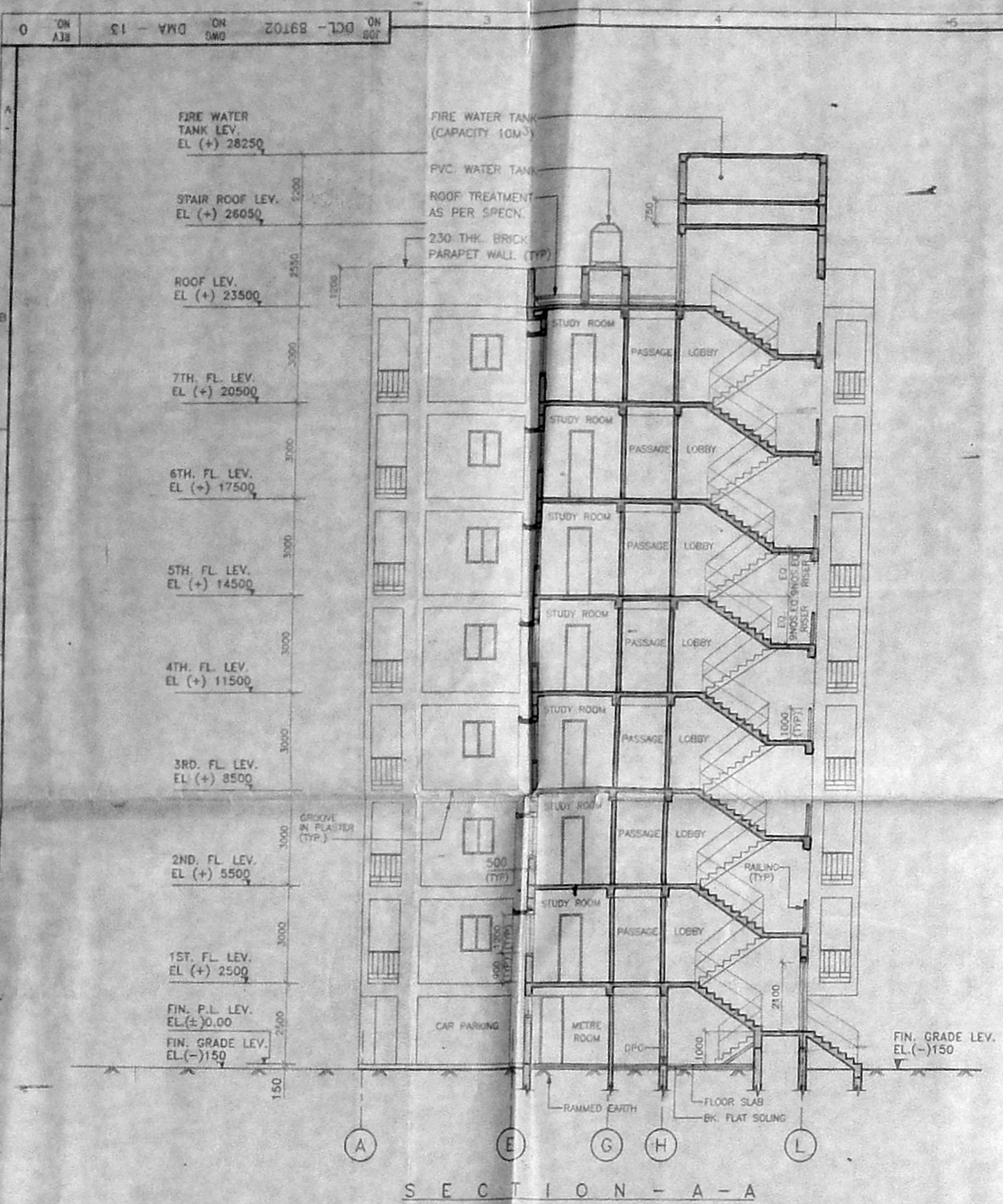
**DEVELOPMENT CONSULTANTS LTD  
CONSULTING ENGINEERS**  
BOMBAY - CALCUTTA - MADRAS - NEW DELHI

DRWN	S.M./P.R./P.M.	DESIGNED	F.P.P.	SCALE	1:100
CHECKED	P.R.C.	PROJ. ENGR.		DATE	03.11.97
ENGR.	S.P.C.	DEPT. HEAD		JOB NO.	DCL-89102
DWG. NO.	DMA - 12	REV.			0

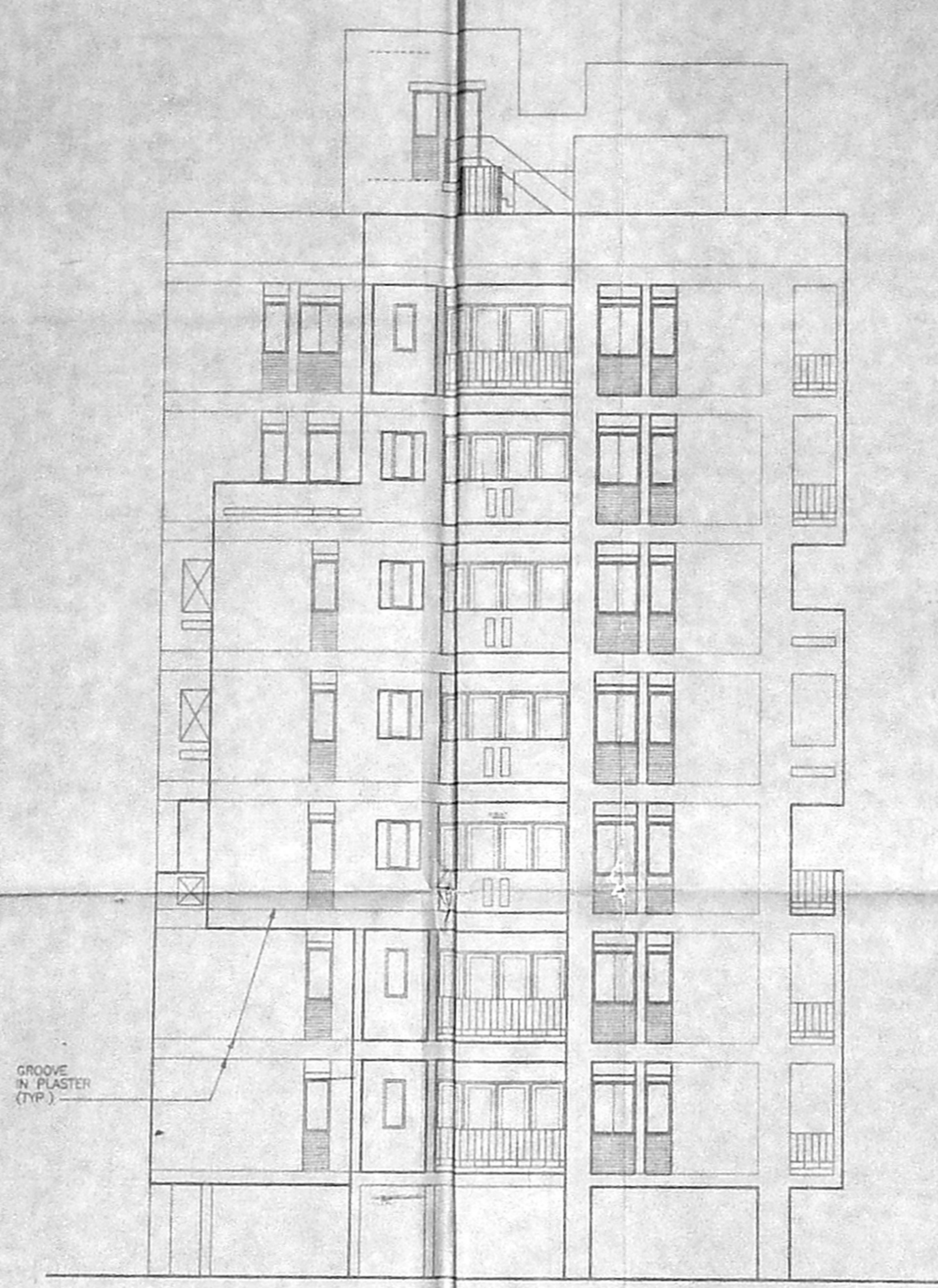
Planning Permit No. C-1985/197  
**APPROVED**  
SUBJECT TO THE CONDITIONS IN OFFICE LETTER.  
No. 1415  
Date: 2-2-2000  
FOR MEMBER SOCIETY  
CHENNAI METROPOLITAN  
DEVELOPMENT AUTHORITY  
CHENNAI-600 008.

RELEASE STATUS	DATE	SIGNATURE
PRELIMINARY	25.10.97	
FOR TENDER ONLY		
FOR CONSTRUCTION		
STRUCTURAL	28.09.97	
Mechanical		
Electrical		
Other		
NOTIFICATION		

ELEC. MECH. STPL. ARCH. NATURE OF REVISION & DESCRIPTION DATE REV. NO.



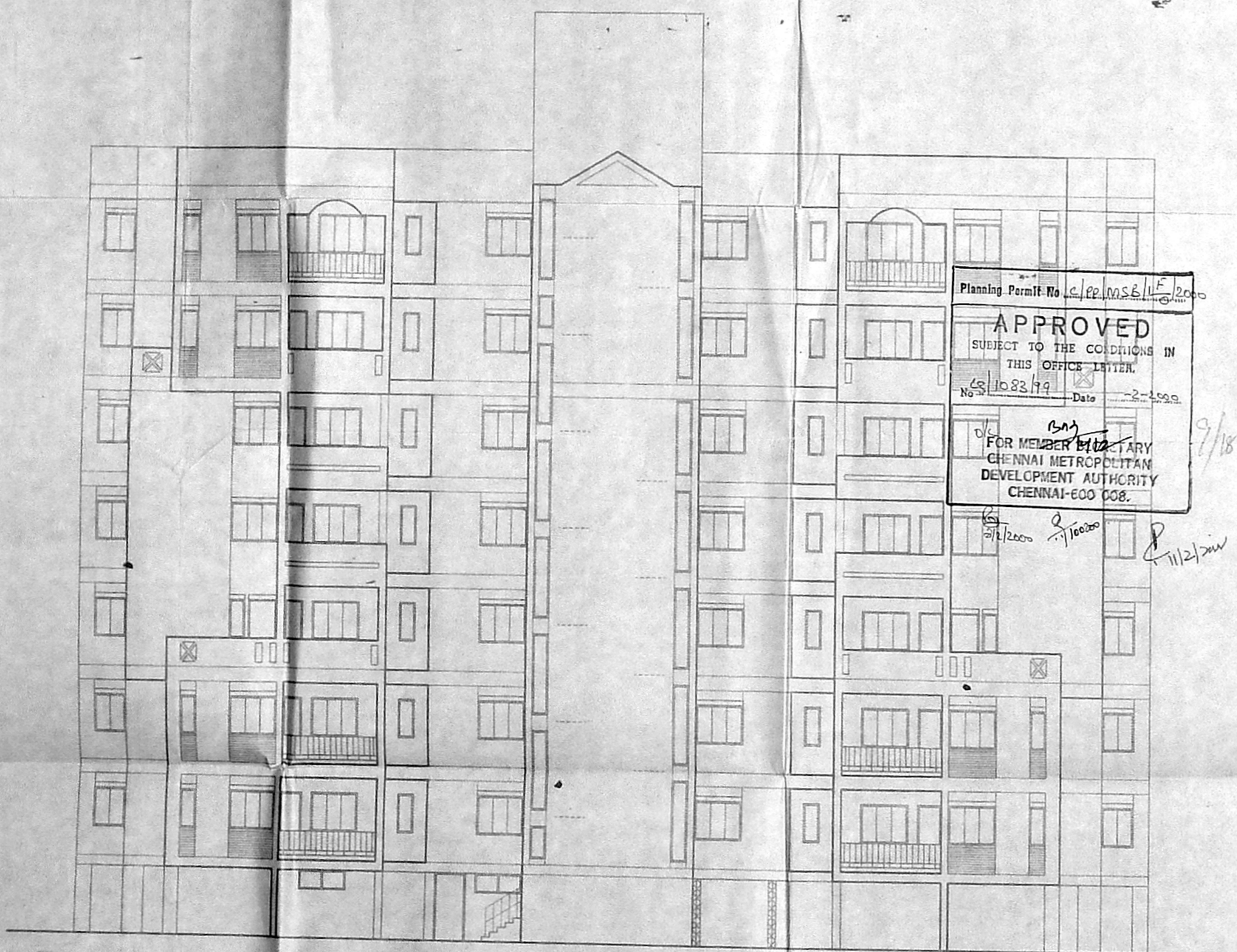
SECTION - A-A



SIDE ELEVATION

SCHEDULE OF DOORS						
DOOR MKD.	MASONRY OPNG. WIDTH	MASONRY OPNG. HEIGHT	FRAME SIZE	DESCRIPTION	TOTAL NOS. RECD.	REMARKS
D1	750	2100	654111 SALWOOD FRAME	40 THK. H.W. PANEL DOOR WITH 12 THK. TEAK PLY VENEERED T.W. PARTICLE BOARD PANEL INSERTS	120	SINGLE LEAF
D2	900	2100	- DO -	- DO -	82	- DO -
D3	1050	2100	- DO -	- DO -	14	- DO -
D4	1200	2100	- DO -	- DO -	9	DOUBLE LEAF
D5	1000	2100	454110 BRUSSED STEEL FRAME	HOLLOW METAL FLUSH DOOR	4	SINGLE LEAF
D6	3180	2100	654111 SALWOOD FRAME	40 THK. H.W. FULLY GLAZED FOLDING DOOR WITH 5.5MM. CLEAR SHEET GLASS	14	SLIDING & FOLDING DOOR
D7	1000	2100	454110 BRUSSED STEEL FRAME	HOLLOW METAL FLUSH DOOR WITH LOUVRE (TOP & BOTTOM)	2	SINGLE LEAF
D8	750	1900	- DO -	HOLLOW METAL FLUSH DOOR WITH LOUVRE (TOP & BOTTOM)	2	- DO -
D01	2655	2100	- DO -	M.S. COLLAPSIBLE GATE AS PER MANUFACTURERS SPECIFICATION.	1	
D02	1500	2100	- DO -	M.S. COLLAPSIBLE GATE AS PER MANUFACTURERS SPECIFICATION.	16	

SCHEDULE OF WINDOWS								
WINDOW MKD.	MASONRY OPNG. WIDTH	MASONRY OPNG. HEIGHT	WINDOW SIZE WIDTH	WINDOW SIZE HEIGHT	DESCRIPTION	GLAZING	TOTAL NOS. RECD.	REMARKS
W1	1500	600	1480	580	HOT DIP GALVANISED STEEL WINDOW WITH INTEGRATED GRILLES	4MM THK. CLEAR GLASS	2	FIXED TYPE
W2	600	600	580	580	- DO -	- DO -	1	TOP HUNG OPENABLE
W3	500	2300	480	2280	- DO -	- DO -	11	PARTLY FIXED AND PARTLY OPENABLE
W4	500	1000	480	980	- DO -	- DO -	2	FIXED TYPE
W5	1500	1200	1480	1180	- DO -	- DO -	54	SIDE HUNG OPENABLE
W6	1000	1200	980	1180	- DO -	- DO -	57	- DO -
W7	600	1100	580	1080	- DO -	- DO -	58	PARTLY FIXED PARTLY TOP HUNG OPENABLE
W8	600	1200	580	1180	- DO -	- DO -	51	SIDE HUNG OPENABLE
W9	2000*	1200*	1980*	1180*	- DO -	- DO -	14	- DO -
W10	1500	1200	1480	1180	- DO -	- DO -	14	- DO -
W11	485	1200	465	1180	- DO -	- DO -	2	- DO -
W12	500	2000	480	1980	- DO -	- DO -	2	PARTLY FIXED AND PARTLY OPENABLE



FRONT ELEVATION

Planning Permit No. CA/2005/11/2005  
**APPROVED**  
 SUBJECT TO THE CONDITIONS IN THIS OFFICE LETTER.  
 No. 1088/19 Date: 2-1-2005  
 FOR MEMBER SECRETARY  
 CHENNAI METROPOLITAN  
 DEVELOPMENT AUTHORITY  
 CHENNAI-600 008.

**NOTES:-**  
 1. UNLESS STATED OTHERWISE ALL DIMENSIONS ARE IN MILLIMETERS.  
 2. FOR STRUCTURAL DETAILS REFER RELEVANT STRUCTURAL DRAWINGS.

**REF. DWGS:-**  
 1. ARCH. DWG. NO. DMA-12  
 2. FOR SITE PLAN (REVISED) REF. DWG. NO. DMA-11

SIGNATURE OF OWNER  
**K.J. JOY**  
 SB (CIVIL)  
 ONGC CHENNAI-2

SIGNATURE OF ARCHITECT  
**JIPAE NAJUMDAR**  
 General Manager (Project)  
 C A Reg. No. CA/78/462  
 DEVELOPMENT ARCHITECTS  
 (A Division of Development Consultants Ltd.)

**I. K. KRISHNAMURTHY RAO**  
 CHIEF ARCHITECT  
 CORPORATION OF MADRAS  
 CHD, SAHAY AVENUE  
 MELLAKE VIEW ROAD, MADRAS-600 009

HOUSING TYPE - D  
 RESIDENTIAL COMPLEX AT ANNANAGAR (WEST)  
 MADRAS

ELEVATIONS, SECTION, DOORS AND WINDOWS SCHEDULE

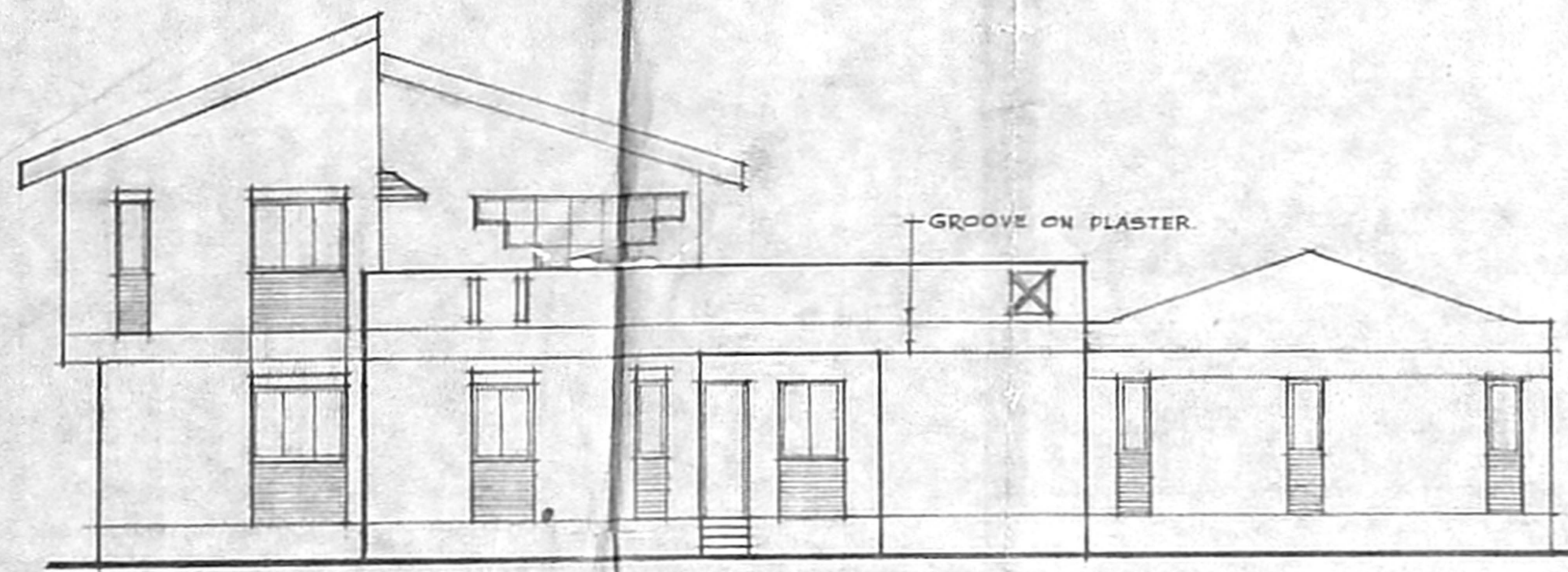
OIL & NATURAL GAS CORPN. LTD., MADRAS

**DEVELOPMENT CONSULTANTS LTD**  
 CONSULTING ENGINEERS  
 BOMBAY - CALCUTTA - MADRAS - NEW DELHI

DRAWN: S.M./D.P. DESIGNED: T. M. S. SCALE: 1:100  
 CHECKED: A. S. DATE: 02.11.07  
 ENG. MGR. P. C. SPT. HEAD: 228 MS. DCL-89702  
 REVISIONS: \_\_\_\_\_

DWG. NO. DMA - 13 REV. 0


RELEASE STATUS	DATE	SIGNATURE
PRELIMINARY	25.11.07	[Signature]
FOR TENDER ONLY		
FOR CONSTRUCTION		
ARCH.	28.11.07	[Signature]
MECH.		
ELEC.		
REVISIONS		



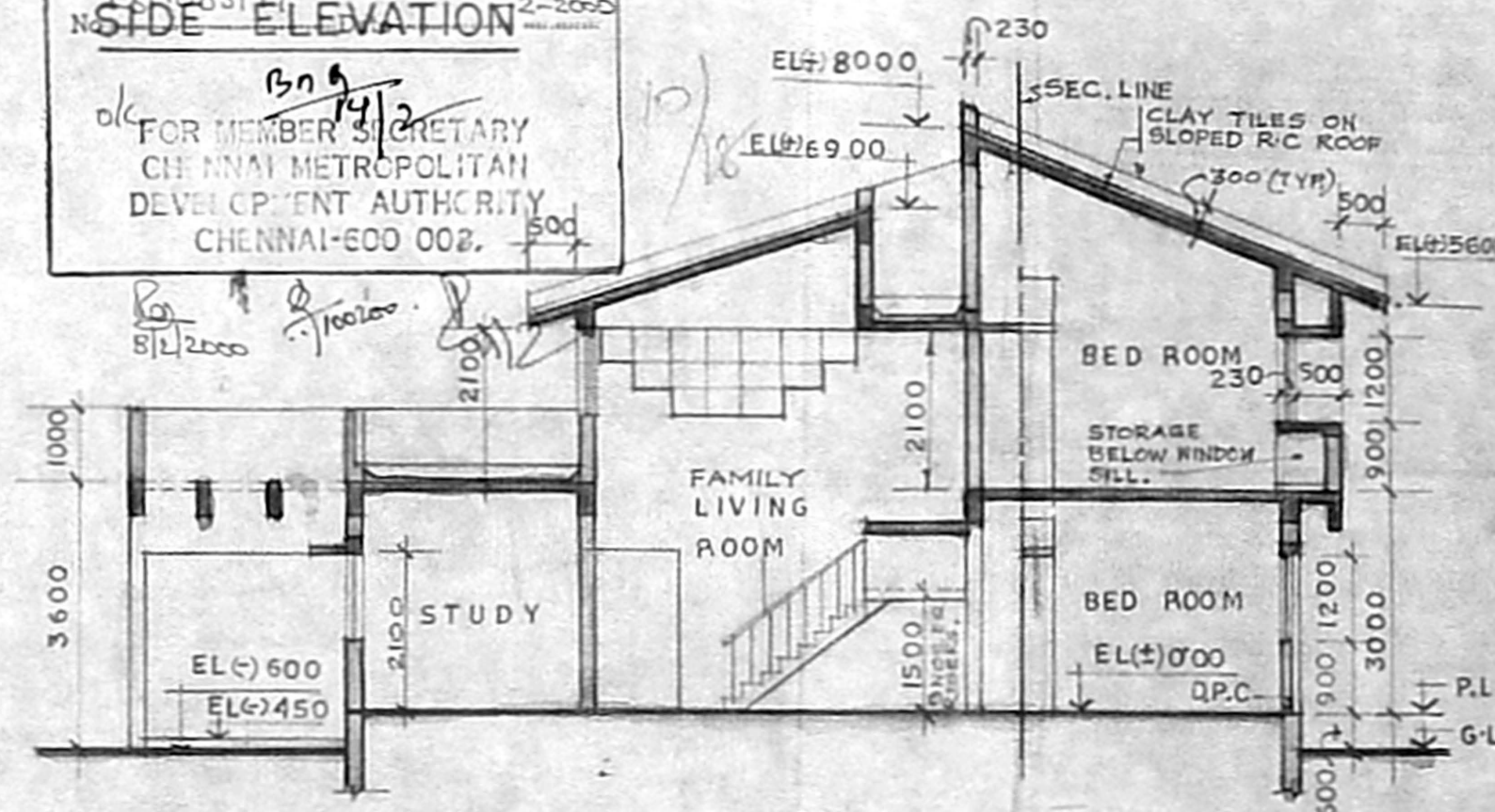
P ELEVATION



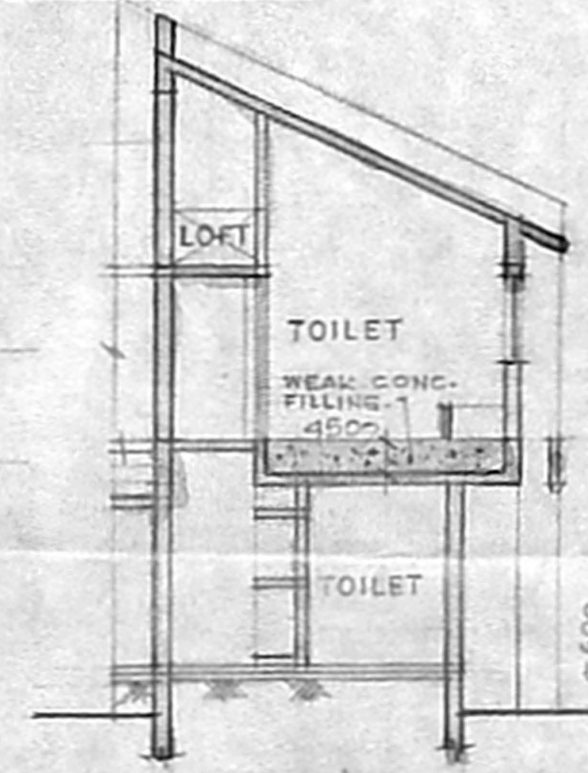
N SIDE ELEVATION



FRONT ELEVATION



SECTION 1-1



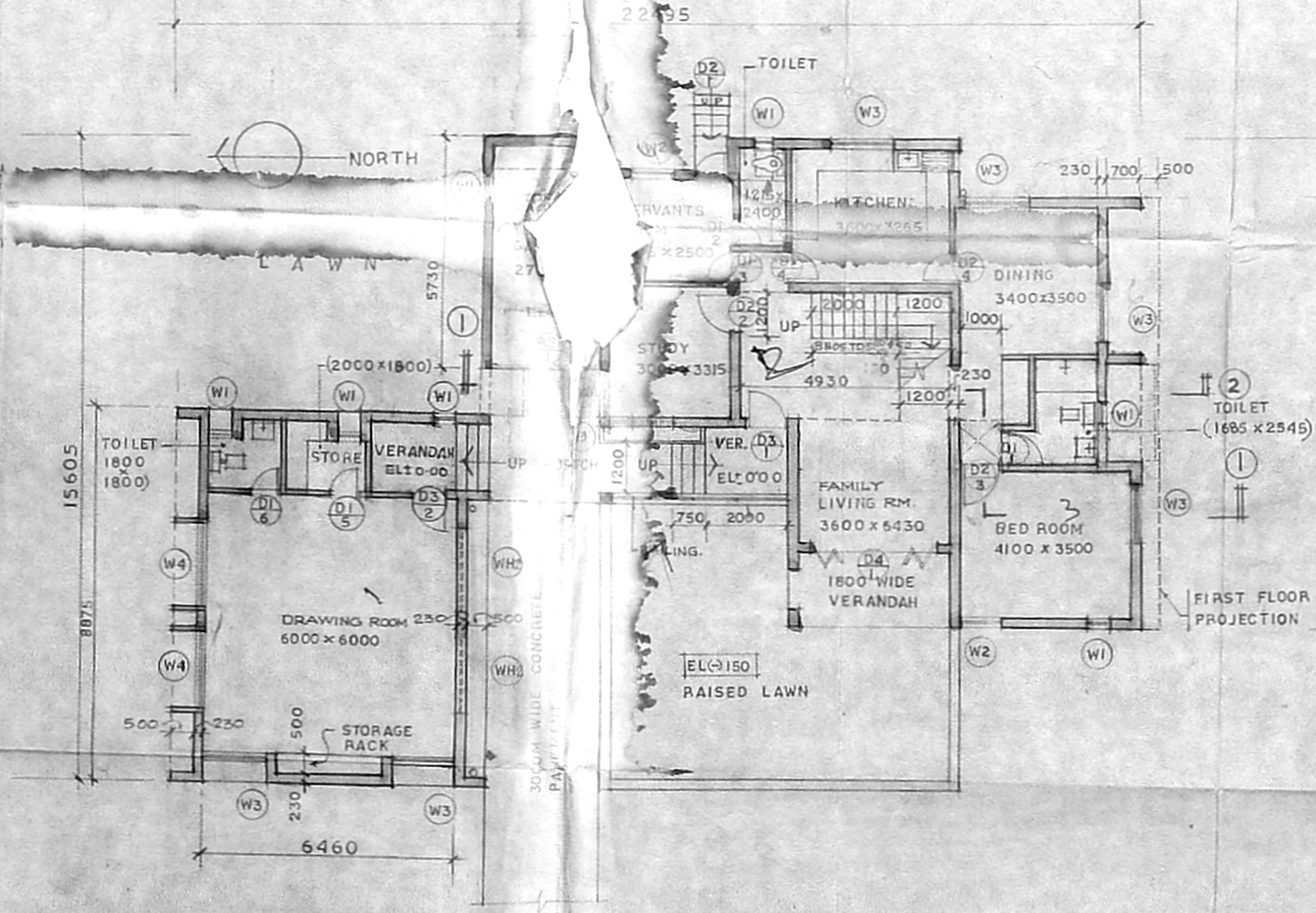
SECTION 2 2

WINDOW SCHEDULE

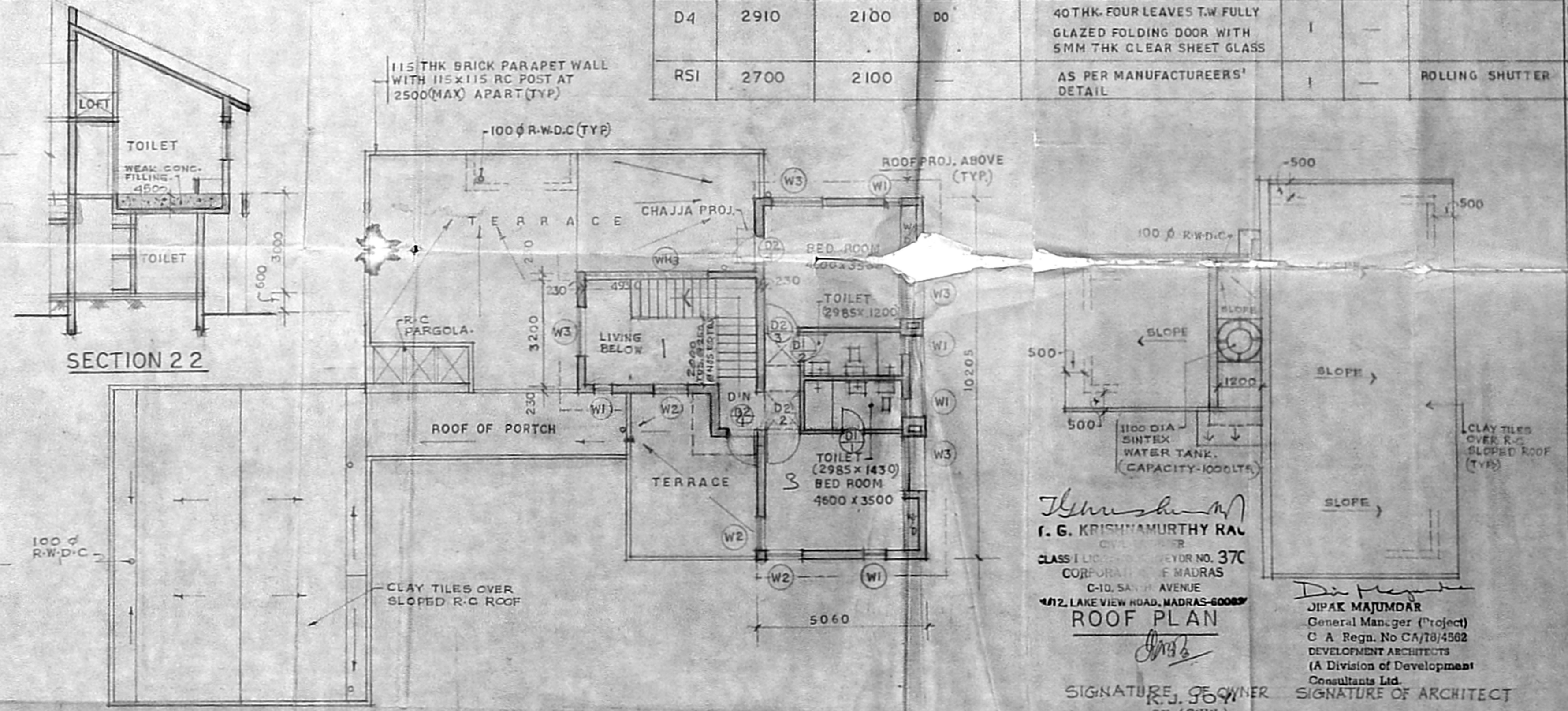
TYPE	MASONRY OPENING		WINDOW FRAME	DESCRIPTION	NOS REQD		REMARKS
	WIDTH	HEIGHT			GR. FL.	FIRST FL.	
W1	500	1200	65 X 100 T.W FRAME	25THK FULLY GLAZED OPENABLE WINDOW WITH 4MM THK. CLEAR GLASS.	7	5	FROSTED GLASS IN TOILET WINDOWS
W2	1000	1200	DO	DO	2	3	
W3	1500	1200	DO	DO	7	4	
W4	2000	1200	DO	DO	2	-	
WH1	1000	500		DO	1	-	FIXED TYPE
WH2	2000	500		DO	2	-	DO
WH3	3500	1200		DO	-	1	DO

DOOR SCHEDULE

TYPE	MASONRY OPENING		DOOR FRAME	DESCRIPTION	NOS REQD		REMARKS
	WIDTH	HEIGHT			GR FL.	FIRST FL.	
D1	750	2100	65 X 100 T.W FRAME	40THK. SINGLE LEAF T.W PANEL DOOR WITH 12MM T.W PARTICLE BOARD PANEL INSERTS WITH TEAK PLY VENEER ON BOTH FACES	6	2	
D2	900	2100	DO	DO	4	4	
D3	1050	2100	DO	DO	2	-	
D4	2910	2100	DO	40THK. FOUR LEAVES T.W FULLY GLAZED FOLDING DOOR WITH 5MM THK CLEAR SHEET GLASS	1	-	
RS1	2700	2100	-	AS PER MANUFACTURERS' DETAIL	1	-	ROLLING SHUTTER



GROUND FLOOR PLAN



FIRST FLOOR PLAN

**COVERED AREA**  
 GROUND FLOOR — 195.61 SQ.M.  
 FIRST FLOOR — 56.028 SQ.M.  
 TOTAL COVERED AREA OF THE BUILDING = 251.638 SQ.M.

**NOTE**  
 UNLESS OTHERWISE NOTED ALL DIMENSIONS ARE IN MM.  
 REF. DWG. FOR SITE PLAN (REVISED) REF. DWG. NO. DMA-11

*I. G. KRISHNAMURTHY RAO*  
 CLASS I LICENSE NO. 37C  
 CORPORATION MADRAS  
 CHIDAMBARAM AVENUE  
 41/2 LAKE VIEW ROAD, MADRAS-600087  
**ROOF PLAN**

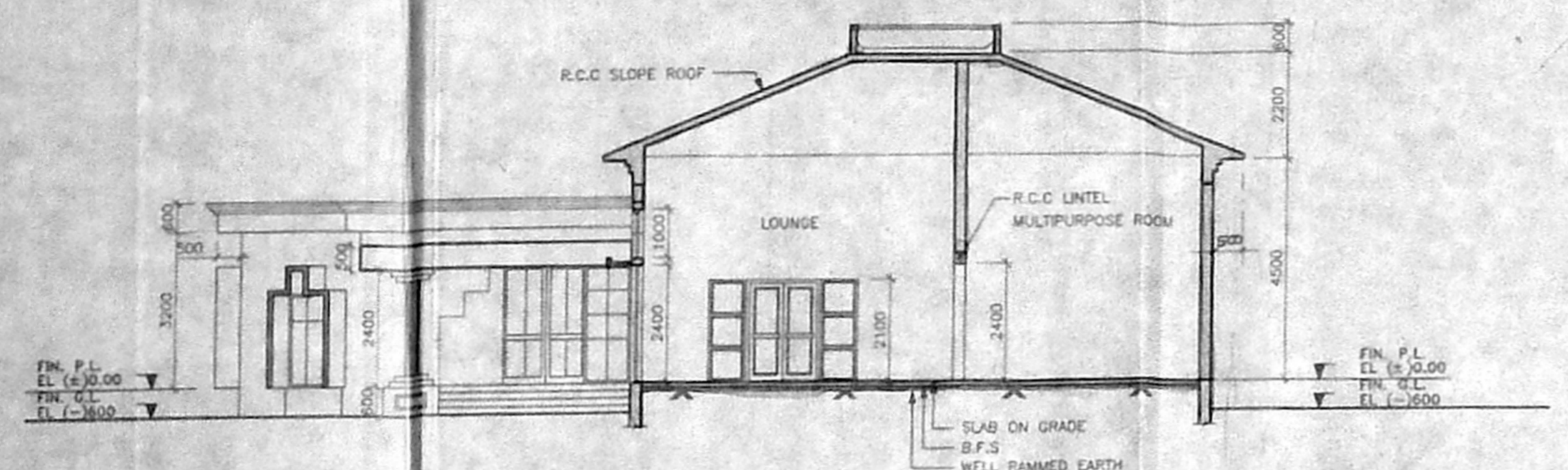
*JIPAK MAJUMDAR*  
 General Manager (Project)  
 C A Regn. No CA/78/4582  
 DEVELOPMENT ARCHITECTS  
 (A Division of Development Consultants Ltd.)

**DESIGNATED HOUSE  
 RESIDENTIAL COMPLEX AT ANNANAGAR  
 MADRAS**


**FLOOR PLANS, ROOF PLAN, ELEVATIONS  
 SECTIONS AND DOOR WINDOW SCHEDULE  
 OIL AND NATURAL GAS COMMISSION  
 MADRAS**

**DEVELOPMENT CONSULTANTS LTD**  
 CONSULTING ENGINEERS  
 BOMBAY • CALCUTTA • MADRAS • NEW DELHI

DRAWN	DESIGNED	SCALE 1:100
PROJ. ENGR. CKD.	ENG. MGR.	DATE 06/02/96
DEPT. HEAD		JOB NO. 89T02
DWG. NO. DMA-14		REV. NO.



SECTION 2-2



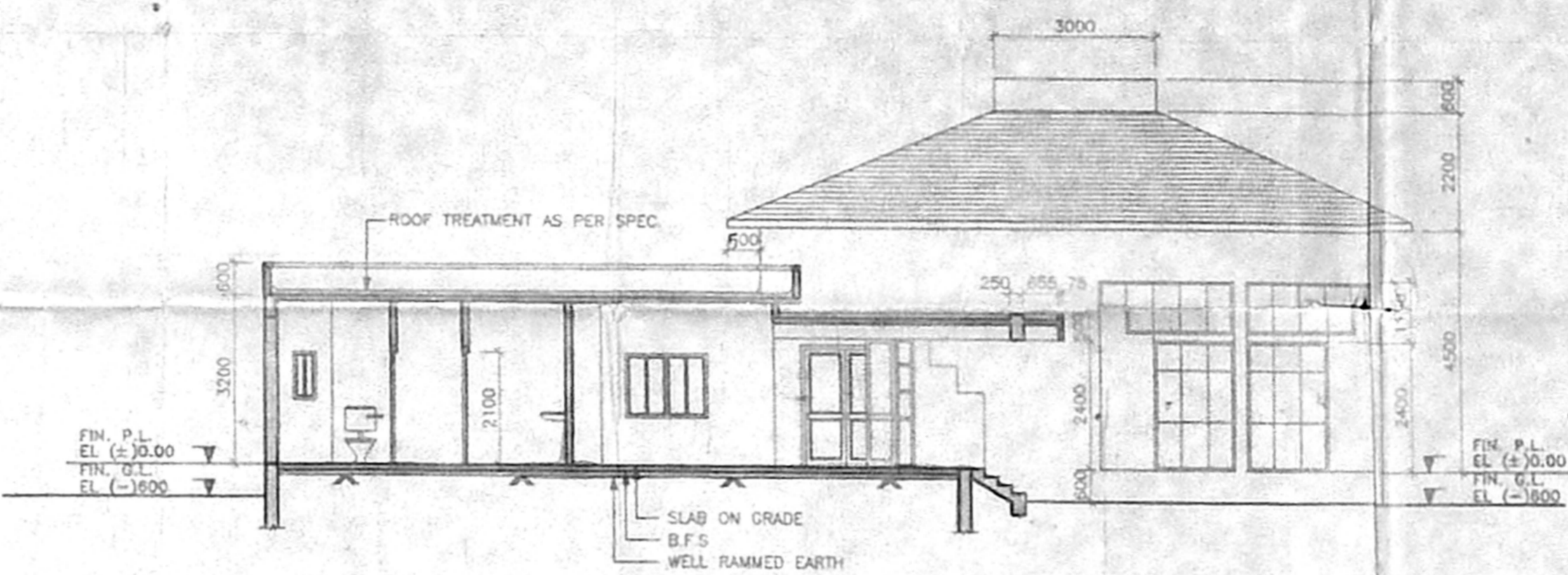
EAST ELEVATION

**DOOR SCHEDULE**

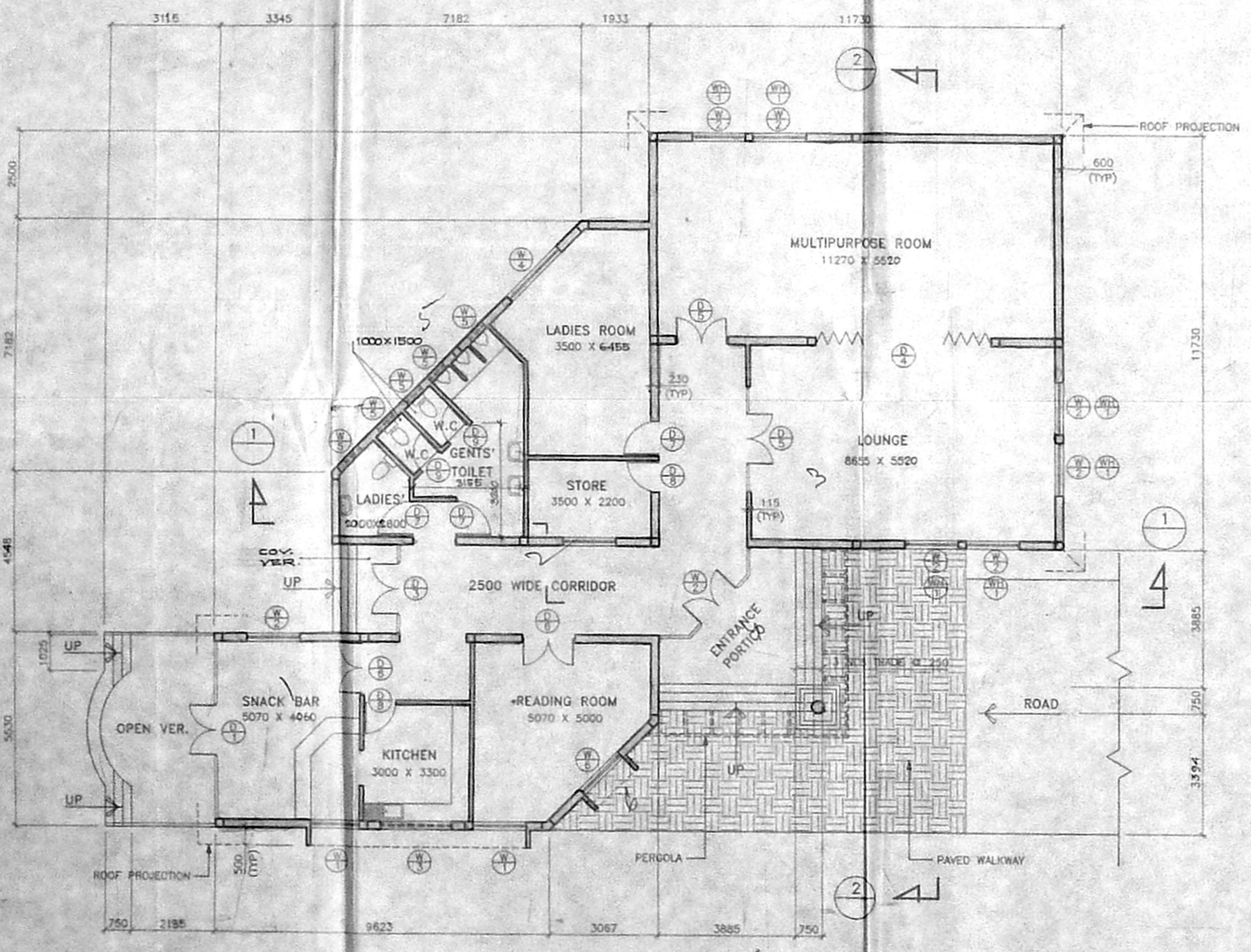
DOOR MKD.	MASONRY OPENING WIDTH	MASONRY OPENING HEIGHT	FRAME SIZE	DESCRIPTION	TOTAL NOS.	REMARKS
D1	5070	2400	100KGS. LOCALLY AVAILABLE HARD WOOD FRAME	WOODEN GLAZED PARTITION WITH WOODEN GLAZED DOOR DOOR SIZE - 1500X2100	1	DOUBLE LEAF
D2	4180	2400	DO	DO	1	DO
D3	2500	2400	LOCALLY AVAILABLE HARD WOOD FRAME	SAME AS D1	1	DO
D4	5000	2400	DO	SAME AS D6	1	SLEUNG AND FOLDING DOOR
D5	3000	2400	DO	SAME AS D1	1	DOUBLE LEAF
D6	1500	2100	DO	FACTORY MADE PANEL DOORS WITH HARD WOOD STYLE AND 12MM THK. SLAM WOOD PARTIAL BOARD PANEL INSERTS	3	DOUBLE LEAF
D7	1000	2100	100KGS. LOCALLY AVAILABLE HARD WOOD FRAME	SAME AS D6	3	SINGLE LEAF
D8	600	2100	DO	DO	2	DO
D9	750	2100	DO	DO	2	DO

**WINDOW SCHEDULE**

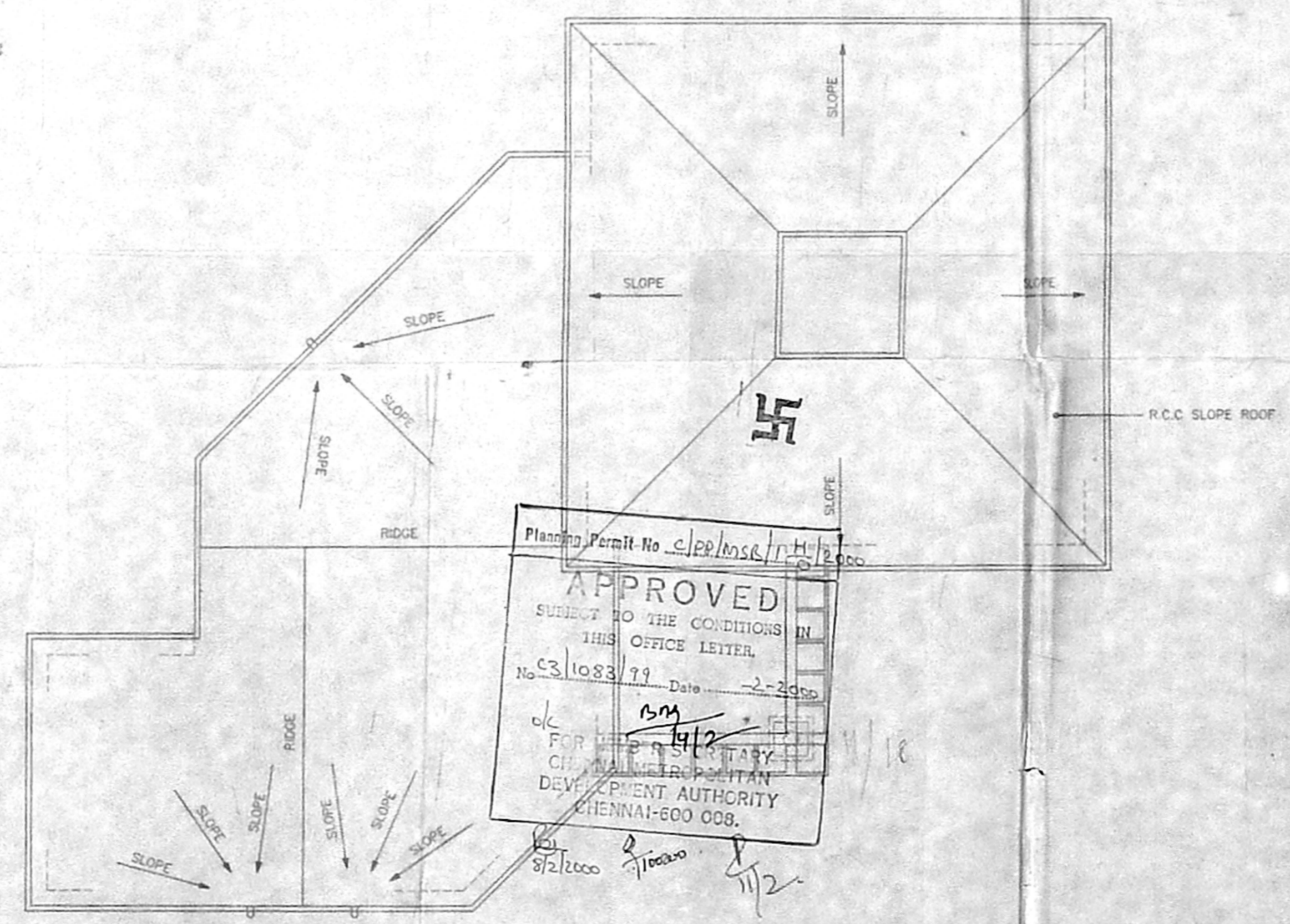
WINDOW MKD.	MASONRY OPENING WIDTH	MASONRY OPENING HEIGHT	FRAME SIZE	DESCRIPTION	TOTAL NOS.	REMARKS
W1	1500	2500	100KGS. LOCALLY AVAILABLE HARD WOOD FRAME	25THK. FULLY GLAZED WINDOW PARTLY FIXED AND PARTLY OPENABLE WITH 4MM THK. CLEAR GLASS	2	REF. BUILDING ELEVATION
W2	1500	2500	DO	DO	6	DO
W3	2000	800	DO	FULLY GLAZED FIXED WINDOW	1	DO
W4	2000	1200	DO	FULLY GLAZED OPENABLE WINDOW	1	DO
W5	600	600	DO	FULLY GLAZED TOP HUNG OPENABLE WINDOW	2	DO
W6	1500	2500	DO	FULLY GLAZED PARTLY FIXED AND PARTLY OPENABLE WINDOW	1	DO
W7	1500	1200	DO	FULLY GLAZED OPENABLE WINDOW	1	DO
WH1	2500	1000	DO	FULLY GLAZED FIXED WINDOW	2	DO



SECTION 1-1



GROUND FLOOR PLAN



ROOFPLAN

Planning Permit No. 118.2X.83.2  
**APPROVED**  
 SUBJECT TO THE CONDITIONS IN THIS OFFICE LETTER.  
 No. CS 1083/77 Date: 26.11.77  
 CIVIL ENGINEER  
 DEVELOPMENT AUTHORITY  
 CHENNAI-600 008.

**AREA STATEMENT**  
 TOTAL COVERED AREA = 300 sqm.

**NOTES:**  
 1 UNLESS STATED OTHERWISE ALL DIMENSIONS ARE IN MM.  
 2 REFER TO DRAWING NO. DMA-11

*L. Sivasankar*  
 SIGNATURE OF OWNER  
 6-11-97

**L. SIVASANKAR**  
 Dy. Genl. Mgr. (CIVIL)  
 OIL & NATURAL GAS CORPN. LTD.  
 M.A.D.A. TOWERS  
 EGMORE, MADRAS - 600 008.

*J. Ramesh*  
 SIGNATURE OF ARCHITECT

*I. G. Krishnamurthy Ral*  
 I. G. KRISHNAMURTHY RAL  
 CIVIL ENGINEER  
 CLASS I LICENSED SURVEYOR NO. 37C  
 CORPORATION OF MADRAS  
 C-10, SAITH AVENUE  
 41-2, LAKE VIEW ROAD, MADRAS-600 008

**OFFICERS' CLUB  
 FLOOR PLAN & ELEVATION, SECTIONS, ROOF PLAN  
 DOOR AND WINDOW SCHEDULE  
 RESIDENTIAL COMPLEX AT ANNANAGAR  
 (WEST) MADRAS**

OIL AND NATURAL GAS CORPORATION LTD.  
 MADRAS

**DEVELOPMENT CONSULTANTS LTD.**  
 CONSULTING ENGINEERS  
 CALCUTTA - MUMBAI - MADRAS - NEW DELHI

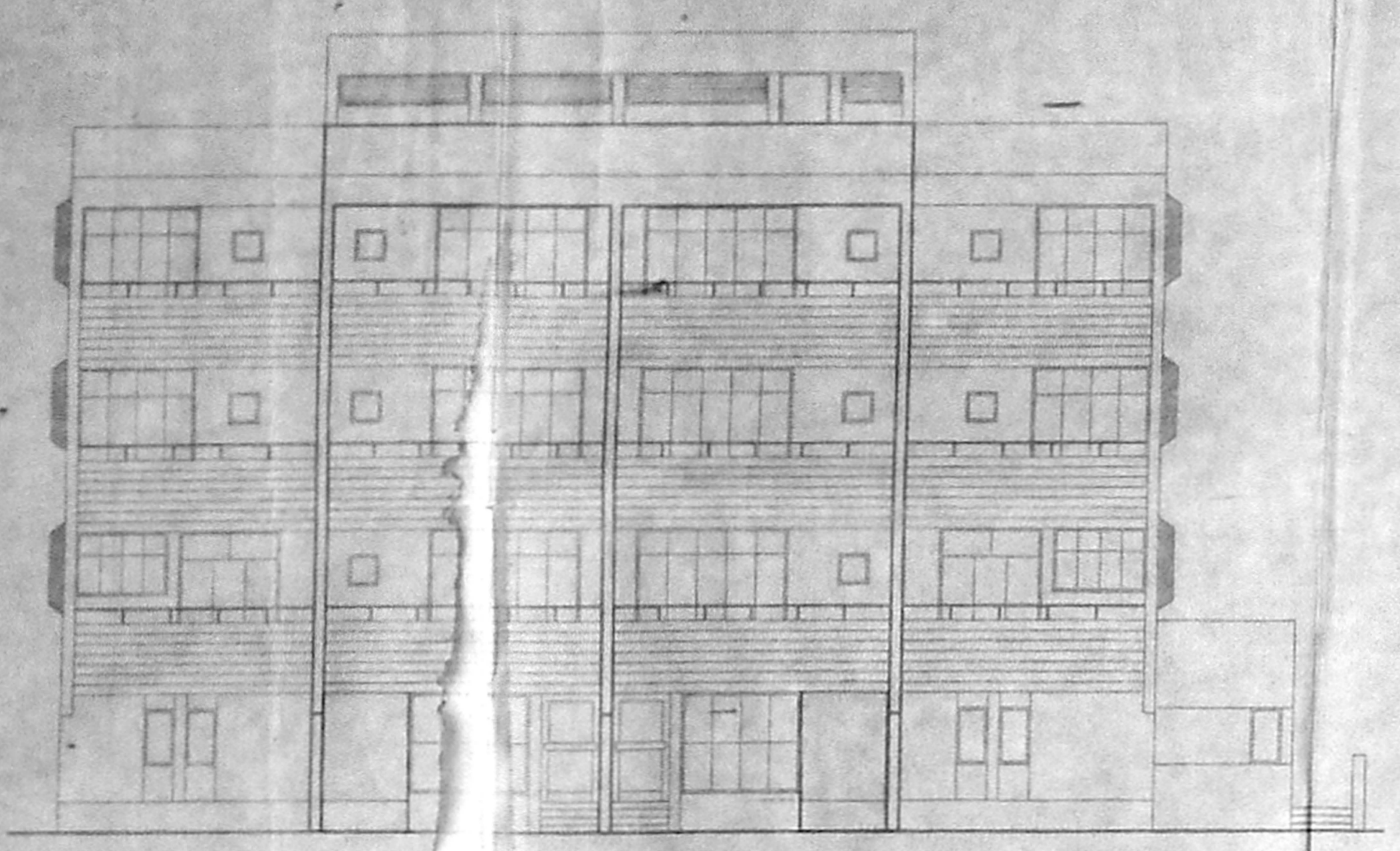
DWG. NO. DMA - 15

APPROV.	MECH.	INST.	ELEC.	STRL.	ARCH.	REVIEWED	NATURE OF REVISION & DESCRIPTION	CHECKED	DRAWN	REV.	DATE


RELEASE STATUS	DATE	SIGNATURE
PRELIMINARY	26.11.77	<i>[Signature]</i>
FOR CONSTRUCTION	26.11.77	<i>[Signature]</i>



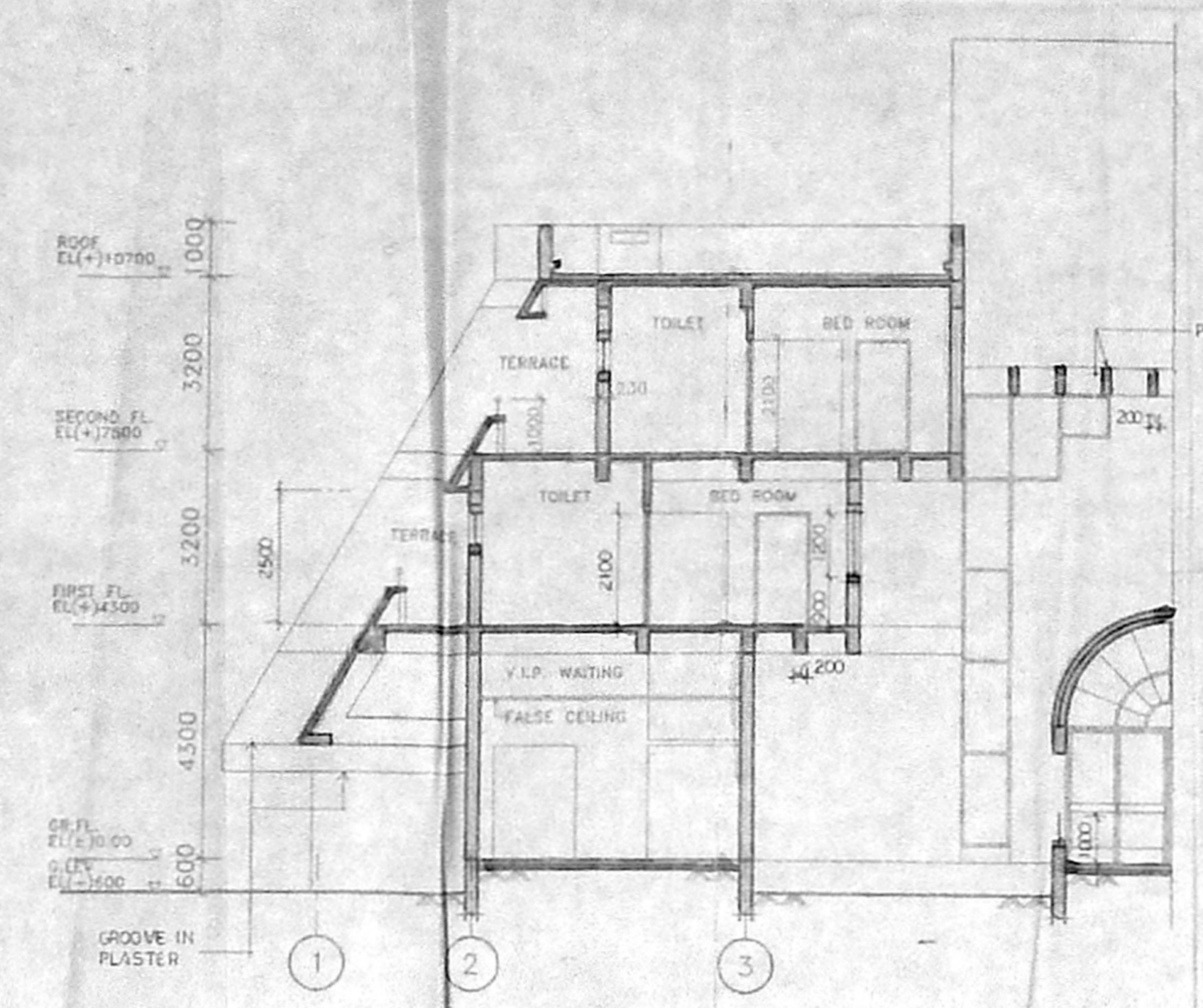




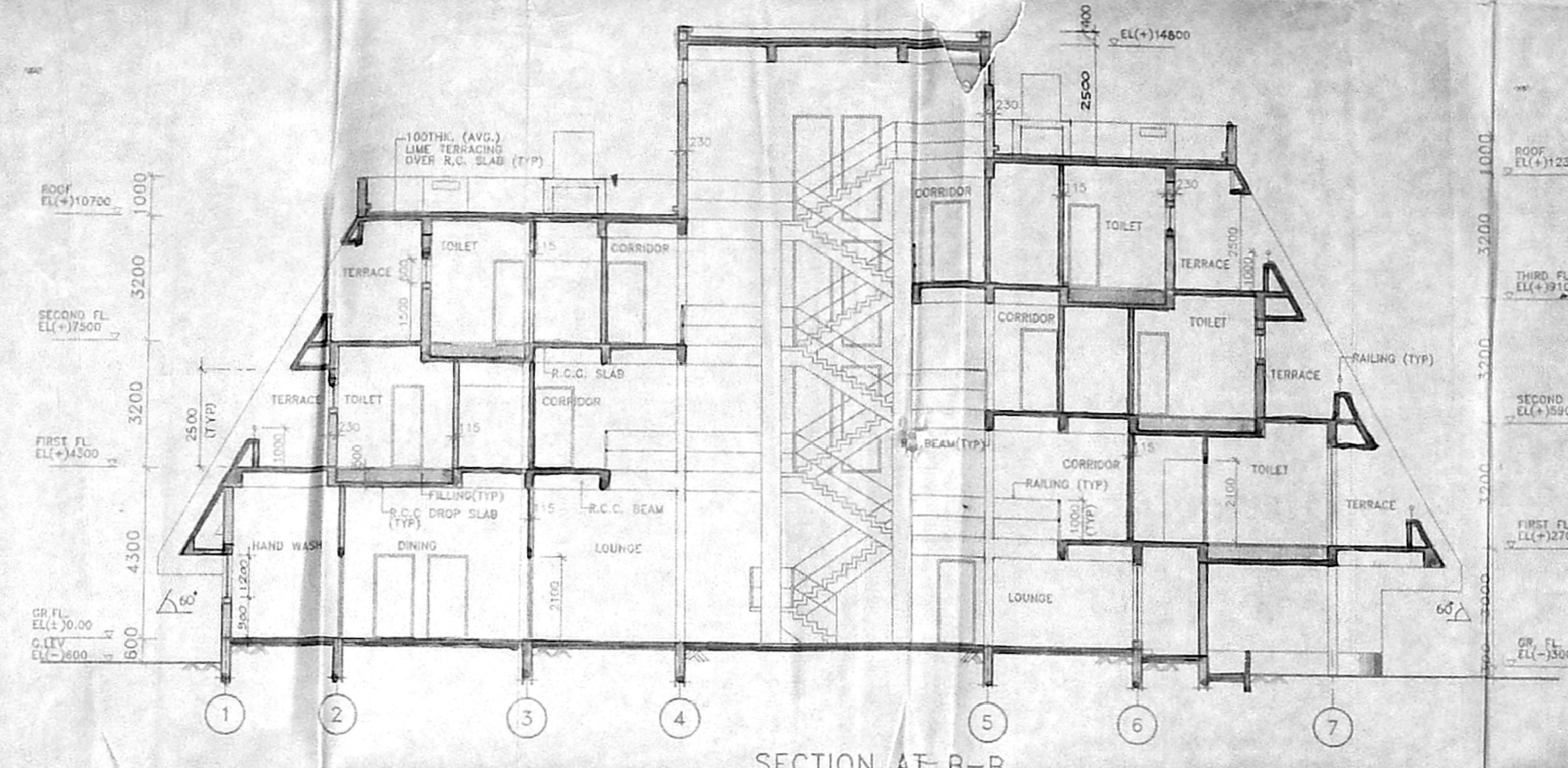
NORTH ELEVATION



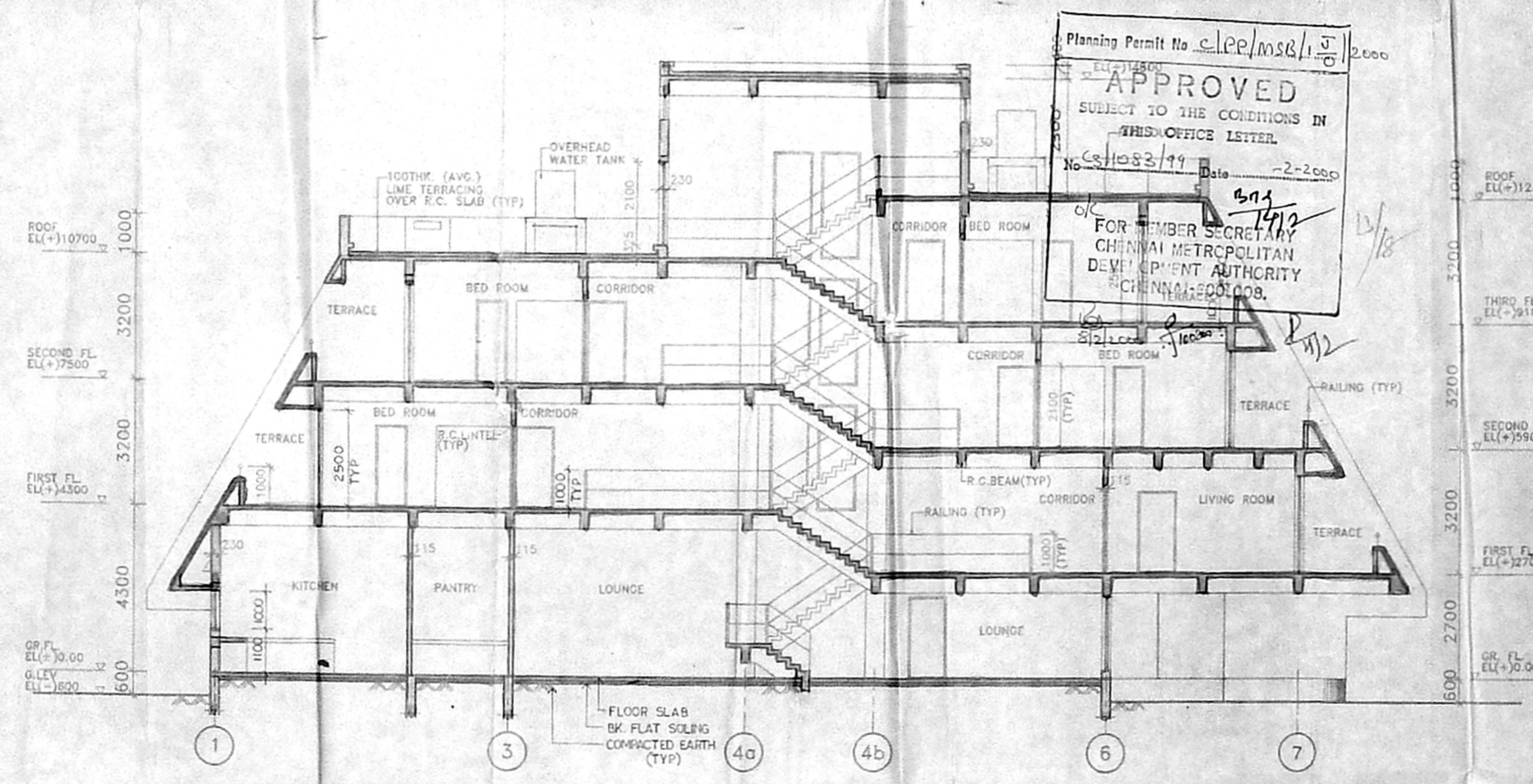
FRONT ELEVATION



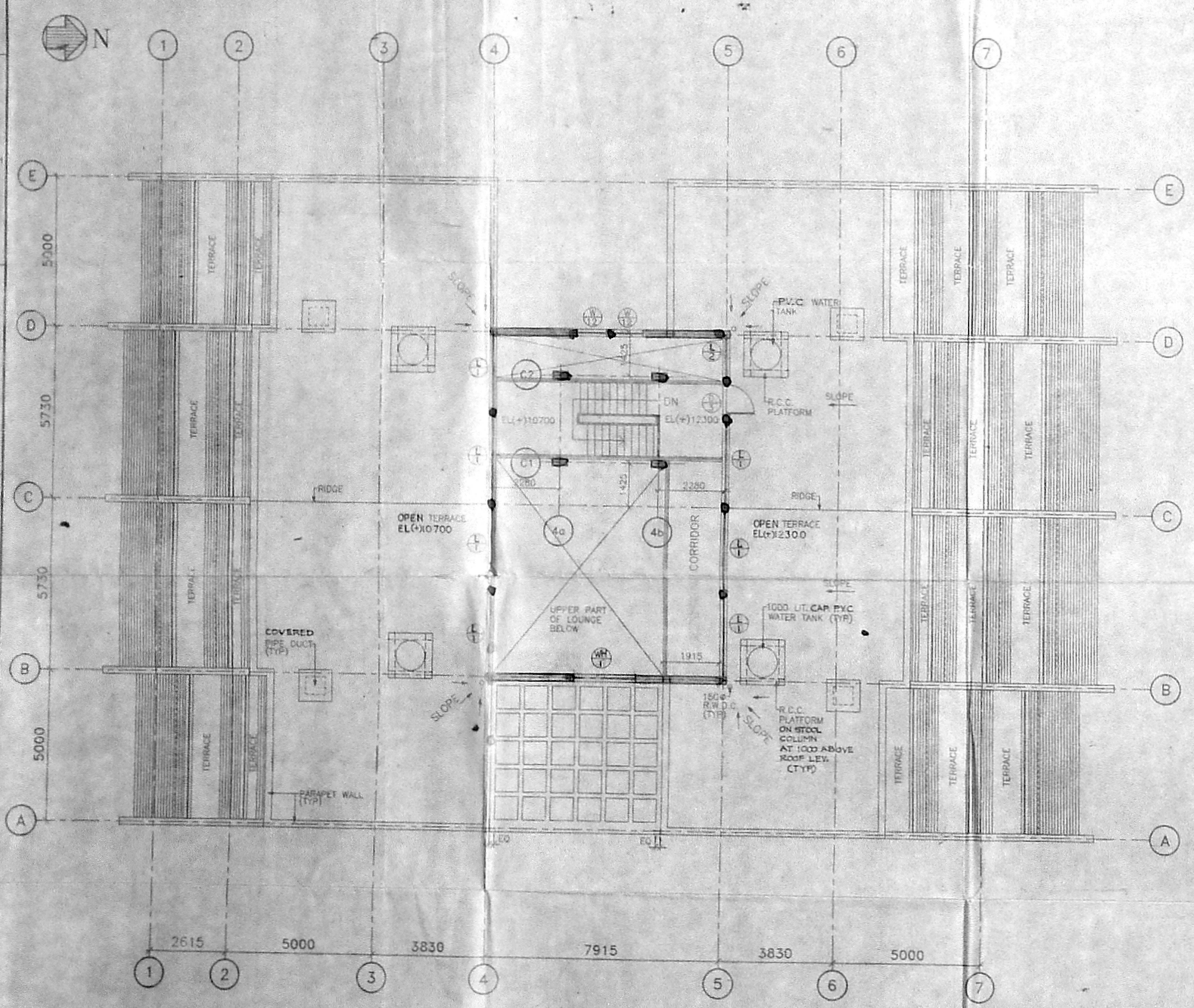
PART SECTION AT C-C



SECTION AT B-B



SECTION AT A-A



ROOF PLAN

**SCHEDULE OF DOORS**

DOOR MARKED	MASONRY OPNG.		DOOR SIZE		DESCRIPTION	MASONRY OPNG.				TOTAL	REMARKS	
	WIDTH	HEIGHT	WIDTH	HEIGHT		GR. FL.	1ST FL.	2ND FL.	3RD FL.			ROOF
D1	3855	4025.5	3535	2100	4025.5 x 3535 GLAZED DOOR WITH 4.5% CLEAR GLASS WITH FINISH ABOVE	1	-	-	-	-	1	TWO DOUBLE LEAF DOOR CORNER WITH WOODEN POST.
D2	1500	2100	1480	2090	1480 x 2090 T.W. PANEL DOOR WITH 12% T.W. PARTICLE BOARD WITH 12% CLEAR GLASS WITH 12% WOODEN PANEL UNDER	3	-	-	-	-	3	DOUBLE LEAF
D3	700	2100	730	2090	DO	5	8	8	4	2	27	SINGLE LEAF
D4	900	2100	880	2090	DO	2	-	-	-	-	2	SINGLE LEAF
D5	800	2100	850	2090	DO	8	-	-	-	-	8	SINGLE LEAF
D6	1200	2100	1180	2090	4025.5 x 1180 GLAZED DOOR WITH 4.5% CLEAR GLASS WITH 4.5% WOODEN PANEL UNDER	2	-	-	-	-	2	SINGLE LEAF
D7	2000	2500	1990	2490	4025.5 x 1990 GLAZED DOOR WITH 12% T.W. PARTICLE BOARD WITH 12% CLEAR GLASS WITH 12% WOODEN PANEL UNDER	-	4	-	2	-	10	DOUBLE & FOLDING DOOR
D8	3000	3500	2980	2490	DO	-	4	4	2	-	10	DOUBLE & FOLDING DOOR
D9	1000	2100	950	2090	4025.5 x 950 T.W. PANEL DOOR WITH 12% T.W. PARTICLE BOARD WITH 12% CLEAR GLASS WITH 12% WOODEN PANEL UNDER	-	6	8	4	-	18	SINGLE LEAF

**SCHEDULE OF WINDOWS**

WINDOW MARKED	MASONRY OPNG.		WINDOW SIZE		DESCRIPTION	GLAZING	NOS. REQD.					TOTAL	REMARKS
	WIDTH	HEIGHT	WIDTH	HEIGHT			GR. FL.	1ST FL.	2ND FL.	3RD FL.	ROOF		
W1	AS PER WINDOW ELEVATION				T.W. GLAZED WINDOW	4MM THK CLEAR GLASS	2	-	-	-	-	2	FIXED TYPE
W2	600	1200	580	1190	DO	DO	10	4	4	2	-	20	SEE HANG OPERABLE
W3	500	1200	480	1180	DO	DO	6	8	8	4	-	26	DO
W4	1385	1200	1365	1180	DO	DO	2	-	-	-	-	2	DO
W5	2170	1200	2150	1180	DO	DO	1	-	-	-	-	1	DO
W6	2000	1000	1980	980	DO	DO	1	-	-	-	-	1	DO
W7	1000	1000	980	980	DO	DO	1	-	-	-	-	1	DO
W8	600	600	580	580	DO	4MM THK FROSTED GLASS	1	8	8	4	-	19	TOP HANG OPERABLE
W9	600	1200	580	1180	DO	DO	1	-	-	-	-	1	FIXED & PARTLY TOP HANG OPERABLE
W10	2340	1800	2320	1780	DO	4MM THK CLEAR GLASS	2	-	-	-	-	2	PARTLY FIXED & PARTLY TOP HANG OPERABLE
W11	2000 DIA	1980 DIA	1980 DIA	1980 DIA	DO	DO	-	-	1	-	1	2	FIXED TYPE
W12	1000	2700	980	2680	DO	DO	-	2	2	2	-	6	PARTLY FIXED & PARTLY TOP HANG OPERABLE
L1	2835	600	2815	580	T.W. GLASS LOUVER	DO	-	-	-	-	-	7	7
L2	1405	600	1385	580	DO	DO	-	-	-	-	-	1	1

Planning Permit No. slp/mse/13/20  
**APPROVED**  
 SUBJECT TO THE CONDITIONS IN  
 OFFICE LETTER  
 No. 1082/19 Dtd. 2-2-2005  
 FOR MEMBER SECRETARY  
 CHENNAI METROPOLITAN  
 DEVELOPMENT AUTHORITY  
 CHENNAI-600002.

**NOTES**  
 1. UNLESS STATED OTHERWISE ALL DIMENSIONS ARE IN MILLIMETRE.  
 REF. DWG. 5  
 1. REF. ARCH DWG. NO. DMA-17  
 2. FOR SITE PLAN (REVISED) REF. ARCH DWG. NO. DMA-11

SIGNATURE OF OWNER  
 K.J. JOY  
 SE (CIVIL)  
 CHENNAI-14

SIGNATURE OF ARCHITECT  
 I. G. KRISHNAMURTHY HAL  
 GENERAL MANAGER (PROJECT)  
 C. A. P. No. 10, CH/24/492  
 DEVELOPMENT CONSULTANTS LTD  
 (A Division of Development Consultants Ltd)  
 CHENNAI-600002

GUEST HOUSE  
 RESIDENTIAL COMPLEX AT ANNANAGAR  
 (WEST) MADRAS.  
 ROOF PLAN, ELEVATIONS, SECTIONS.  
 OIL & NATURAL GAS COMMISSION, MADRAS.

RELEASE STATUS	DATE	SIGNATURE
PRELIMINARY	24/02/72	
FOR TENDER ONLY		
FOR CONSTRUCTION		
AS BUILT		
REVISION		
CHECKED ENGR.		
ENG. NO.		
INSTRUMENTATION		

DRAWN: SUBRAMANIAM DESIGNED: ANAND SCALE: 1:100  
 CHECKED: SUBRAMANIAM PROJ. ENGR.: ... DATE: 03.03.72  
 ENG. NO.: ... DEPT. HEAD: ... JOB NO.: DCL-69102  
 DWG. NO. DMA-18 REV. 0

91.2 X 60.6

91.2 X 60.2

MMDA C3/PP No. 1  
S.No. C3/4980/97

Planning Permit No. CP/MSA/K/2000  
**APPROVED**  
SUBJECT TO THE CONDITIONS IN THIS OFFICE LETTER.  
No. C3/1653/97 Date 22-2-2000  
ok FOR MEMBER SECRETARY  
CHENNAI METROPOLITAN DEVELOPMENT AUTHORITY  
CHENNAI-600 098.

WINDOW SCHEDULE (PER 1038)

WINDOW MKD.	MASONRY OPENG.	FRAME SIZE	DESCRIPTION	REMARKS
W1	1000 X 1200	980 X 1100	ALUMINUM WINDOW	D.P.
W2	4500 X 600	4400 X 580	ALUMINUM WINDOW	D.P.
W3	3000 X 900	2980 X 880	ALUMINUM WINDOW	DO
W4	1000 X 900	980 X 880	ALUMINUM WINDOW	DO
W5	600 X 600	580 X 580	ALUMINUM WINDOW	DO
W6	1500 X 1200	1480 X 1180	ALUMINUM WINDOW	DO
W7	5100 X 600	5080 X 580	ALUMINUM WINDOW	DELETED
L1	1513.3 X 600	1493.3 X 580	PRESSED STEEL LOUVER	DO
L2	3700 X 600	3680 X 580	PRESSED STEEL LOUVER	DO

DOOR SCHEDULE

DOOR MKD.	MASONRY OPENG.	FRAME SIZE	DESCRIPTION	REMARKS
D1	1500 X 2100	1000 X 45	HOLLOW METAL FLUSH DOOR WITH PRESSED STEEL LOUVER AT BOTTOM	MIN. TWO HOUR FIRE RATING
D2	1000 X 2100	1000 X 65	FIXED MADE PANEL DOOR WITH HARD WOOD STYLE AND 12MM THK TEAK WOOD PARTICLE BOARD PANEL INSERT	SINGLE LEAF
D3	900 X 2100	DO	DO	DO
D4	750 X 2100	DO	DO	DO
D5	600 X 2100	DO	DO	DO
ES	3500 X 3500	DO	STEEL ROLLING SHUTTER	DO
ES1	2500 X 2500	DO	DO	DO
ES2	2000 X 2500	DO	DO	DO
ES3	200 X 300	DO	DO	DO

NOTE  
1. UNLESS OTHERWISE NOTED ALL DIMENSIONS ARE IN MILLIMETRES  
2. CABLE TRENCHES INDICATED IN THIS LAYOUT ARE UNDER THE SCOPE OF ELECTRICAL CONTRACTOR ALONG WITH EMBEEDMENT OF G.I PIPE BELOW GROUND FLOOR LEVEL AT WALL CROSSING FOR DETAIL REF ELEC DWG NO E-40  
3. CLEAR DIMENSIONS INDICATED FOR T.N.E.B.'S 11 KV. SWITCHGEAR ROOM ARE SUBJECT TO APPROVAL FROM T.N.E.B.

REFERENCE DRAWINGS  
(1) FOR SITE PLAN (REVISED) DWG NO. DMA-11  
(2) FOR ELEC. DWG. REF. DWG. NO. E-40

SIGNATURE OF OWNER  
*L. Sivasankar*  
**L. SIVASANKAR**  
Dy. General Manager (CIVIL)  
OIL & NATURAL GAS CORPN. LTD.  
M.M.D.A. TOWERS  
EGMOORE, MADRAS - 600 008.

SIGNATURE OF ARCHITECT  
*G. Krishnamurthy Ral*  
**G. KRISHNAMURTHY RAL**  
CIVIL ENGINEER  
CLASS LICENSURE SURVEYOR NO. 1370  
CORPORATION OF MADRAS  
C-10, SAHAY AVENUE  
UTZ LAKE VIEW ROAD, MADRAS-600008

SIGNATURE OF J.P.A.K.  
*Jipak Majumdar*  
**JIPAK MAJUMDAR**  
General Manager (Project)  
O.A. Regn. No. CA/78/4882  
DEVELOPMENT ARCHITECTS  
(A Division of Development Consultants Ltd.)

COVERED AREA  
1. GROUND FLOOR - 256.96 SQ.M  
2. FIRST FLOOR - 72.10 SQ.M  
TOTAL COVERED - 329.06 SQ.M  
AREA OF THE BUILDING

MAIN RECEIVING - CUM - LOAD CENTRE  
11/0.433KV. SUB STATION AND  
L.T. GENERATOR ROOM

PLANS, ELEVATIONS, SECTION,  
DOOR AND WINDOW SCHEDULE

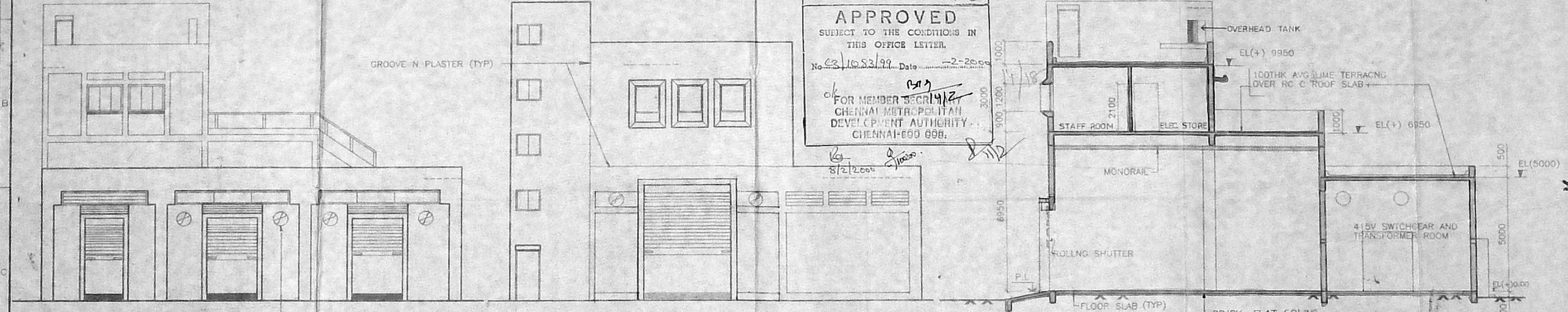
OIL AND NATURAL GAS CORPORATION LIMITED  
MADRAS

DEVELOPMENT CONSULTANTS LTD.  
CONSULTING ENGINEERS  
CALCUTTA - MUMBAI - MADRAS - NEW DELHI

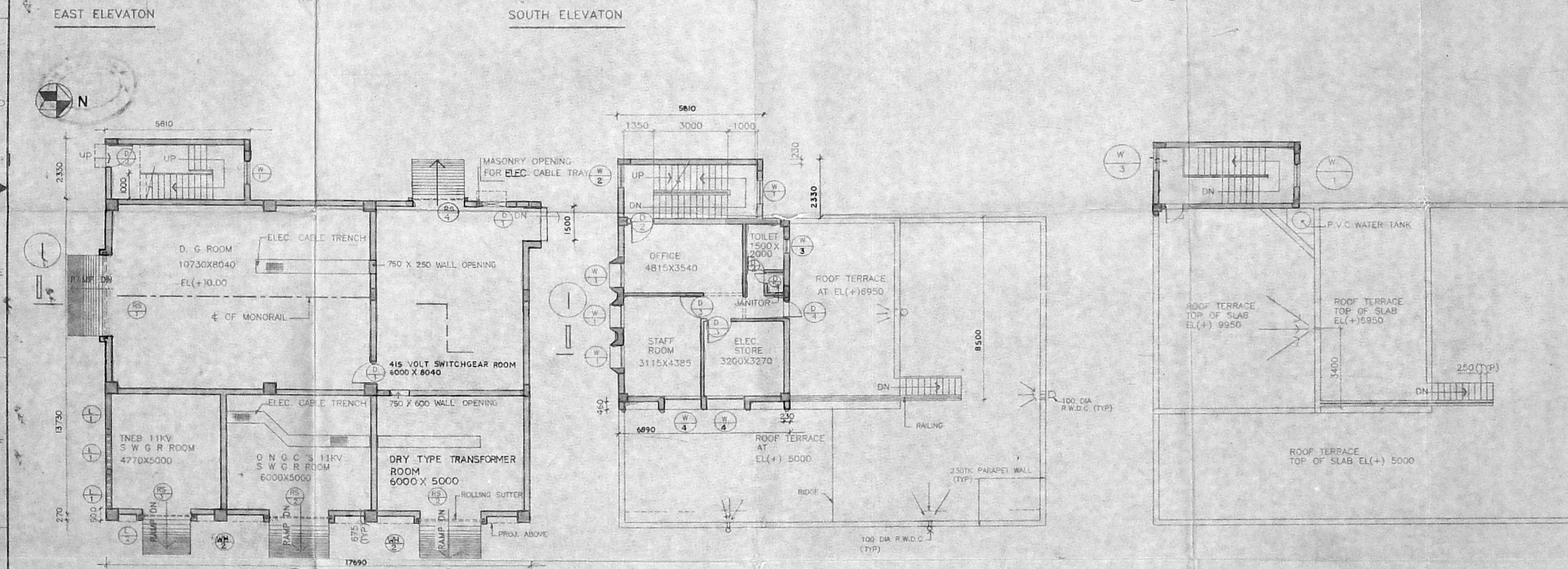
RELEASE STATUS: PRELIMINARY FOR TENDER ONLY FOR CONSTRUCTION  
DATE: 26.02.97  
SIGNATURE: [Signature]

REVIEWED: [Signature]  
MECH. INST. ELEC. STRL. ARCH.  
CHECKED: [Signature]  
DRAWN: [Signature]  
REV. DATE: [Signature]

DWG. NO. DMA - 19



SECTION 1-1



GROUND FLOOR PLAN, FIRST FLOOR PLAN, ROOF PLAN

APPROV.	MECH.	INST.	ELEC.	STRL.	ARCH.	NATURE OF REVISION & DESCRIPTION	CHECKED	DRAWN	REV.	DATE

AT (07-98) [041 x 091]

DH/44

Planning Permit No. C/PP/MS/15/12/2000

**APPROVED**  
SUBJECT TO THE CONDITIONS IN THIS OFFICE LETTER.

No. 1083/99 Date: 2-2-99

FOR MEMBER SECRETARY  
CHENNAI METROPOLITAN  
DEVELOPMENT AUTHORITY  
CHENNAI-600 008,

15/15

**SCHEDULE OF STEEL WINDOWS & LOUVRES.**

WINDOW MKD.	MASONRY OPENING		WINDOW SIZE		DESCRIPTION	GLASS	REMARKS.
	WIDTH	HEIGHT	WIDTH	HEIGHT			
W1	15 00	12 00	148 0	1180	5HS12 5HS12 5HS12	4MM. THK. CLEAR GLASS	
W2	10 00	12 00	980	1180	10 HS12	DO	
W3	600	1200	580	1180	6 HS12	DO	
L1	4 25 0	500			STANDARD MS.LOUVRE	—	MULLIONS AS PER ELEVATIONS.
L2	5 00 0	500			DO	—	DO
L3	280 0	500			DO	—	DO

**SCHEDULE OF DOORS.**

DOOR MKD.	DESCRIPTION	MATERIAL		MASONRY OPENING		DOOR SIZE		REMARKS.
		SHUTTER	FRAME	WIDTH	HEIGHT	WIDTH	HEIGHT	
D1	HOLLOW METAL DOOR	H.M.	P.S.	1000	2100	980	2090	
D2	DO	H.M.	P.S.	2000	2500			SPECIAL TYPE DOOR AS PER MFG'S DETAIL.

**COVERED AREA**

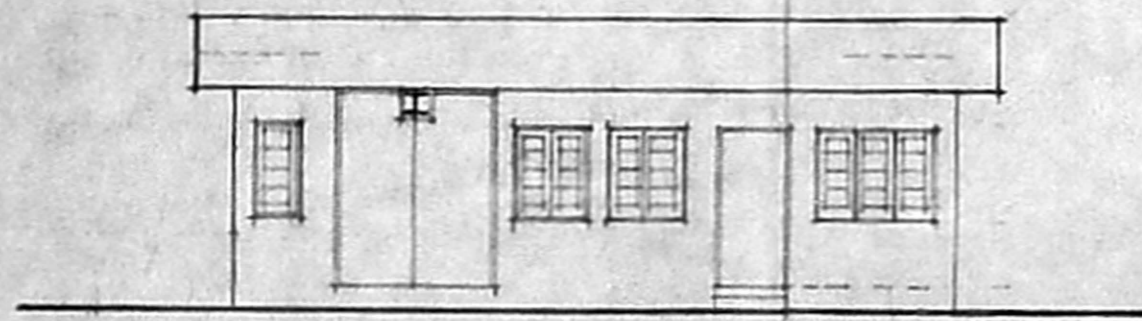
TOTAL COVERED AREA = 148.87 SQ.M. OF THE BUILDING

**NOTE**

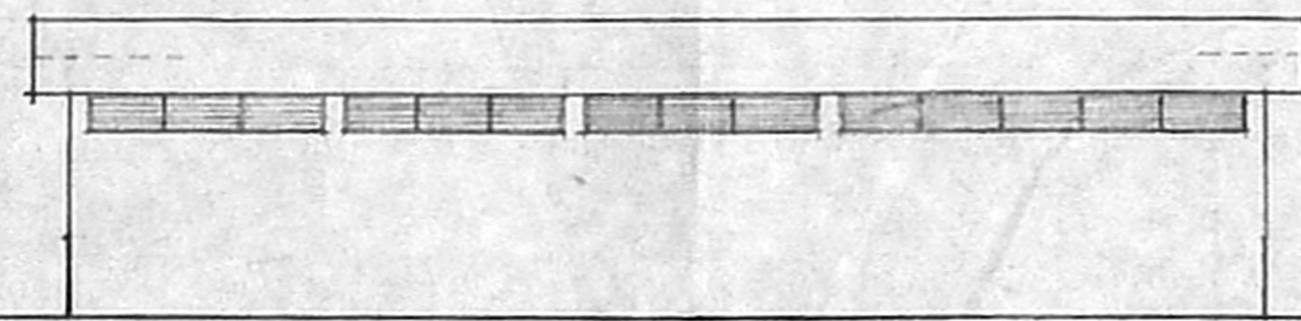
UNLESS STATED OTHERWISE ALL DIMENSIONS ARE IN MILLIMETRE

**REF. DWG.**


FOR SITE PLAN (PREVIOUS) REFER ARCH DWG NO. DMA-11



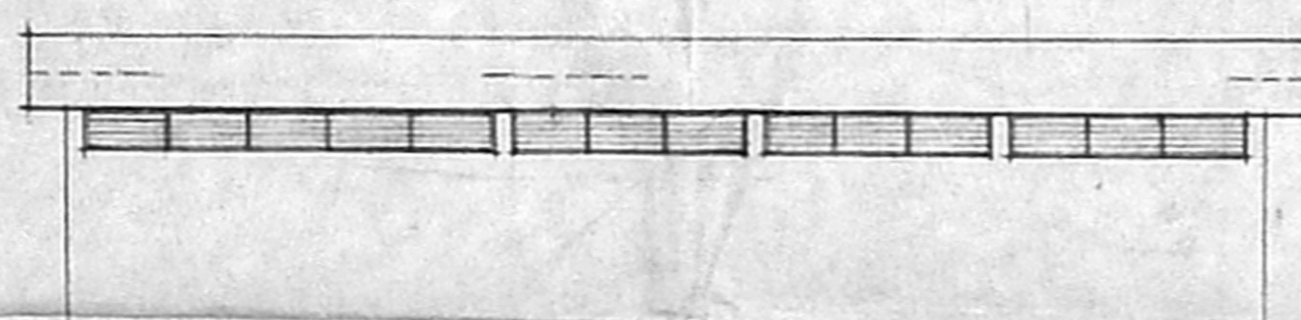
VIEW AT (B)



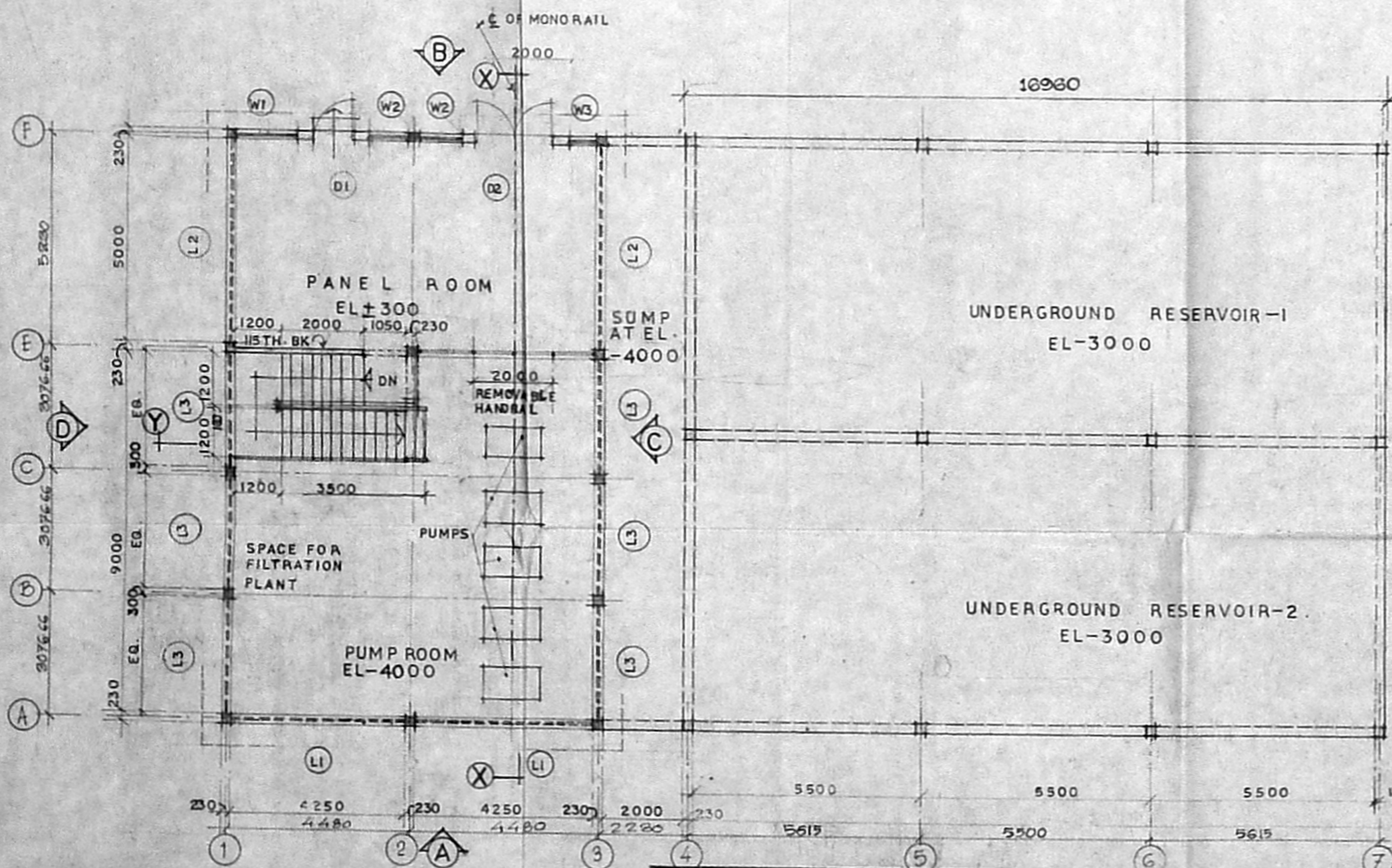
VIEW AT (C)



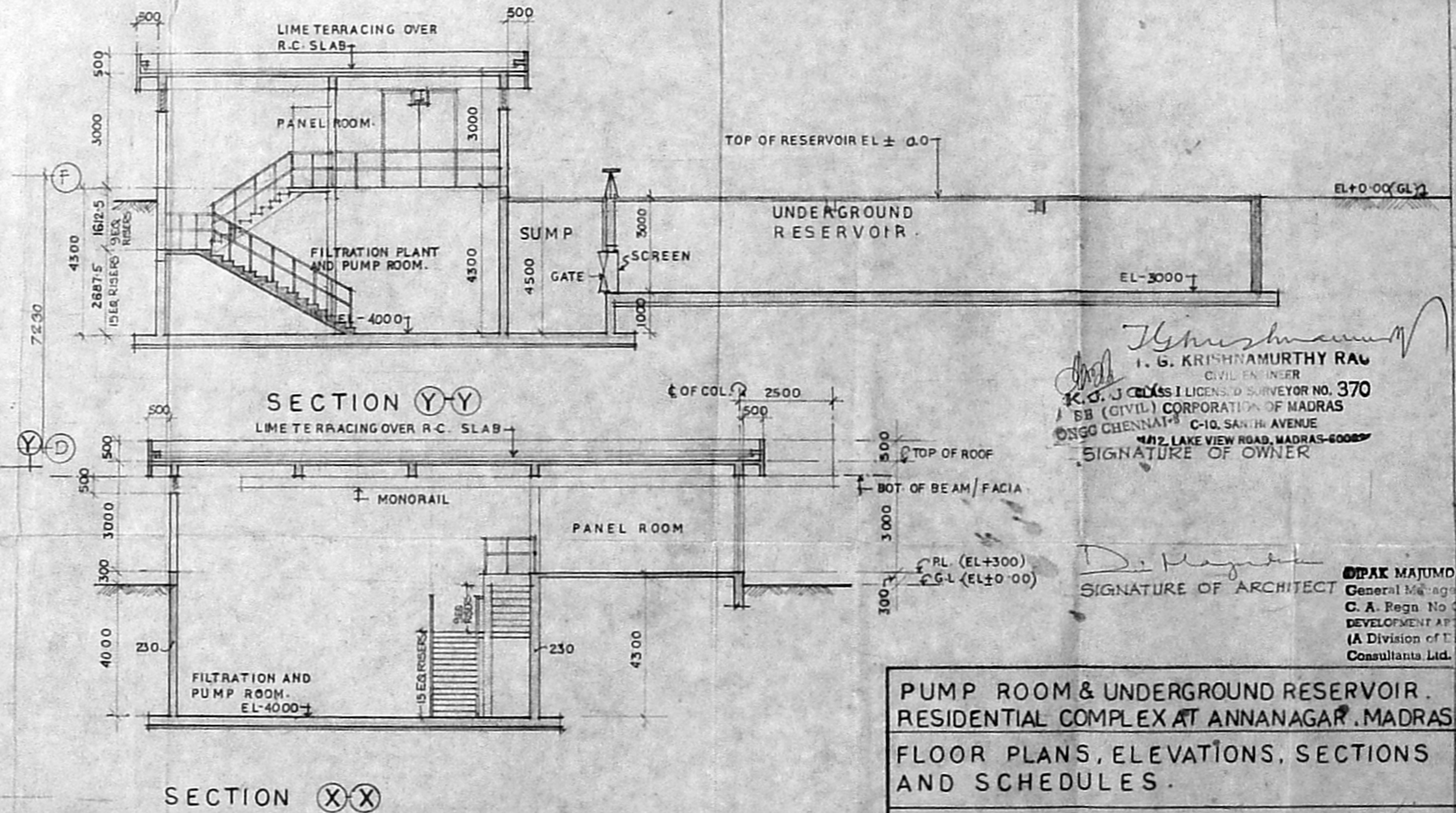
VIEW AT (A)



VIEW AT (D)



PLAN.



SECTION (X-X)

*[Signature]*  
I. G. KRISHNAMURTHY RAU  
CIVIL ENGINEER  
LICENSED SURVEYOR NO. 370  
CORPORATION OF MADRAS  
C-10, SAHAY AVENUE  
CHENNAI-600 008  
SIGNATURE OF OWNER

*[Signature]*  
SIGNATURE OF ARCHITECT

**OPAK MAJUMDAR**  
General Manager (Project)  
C. A. Regn. No. CA/28/4562  
DEVELOPMENT ARCHITECTS  
(A Division of Development Consultants Ltd., G)

**PUMP ROOM & UNDERGROUND RESERVOIR, RESIDENTIAL COMPLEX AT ANNANAGAR, MADRAS. FLOOR PLANS, ELEVATIONS, SECTIONS AND SCHEDULES.**

**OIL AND NATURAL GAS - COMMISSION, MADRAS.**

**DEVELOPMENT CONSULTANTS LTD**  
CONSULTING ENGINEERS  
BOMBAY • CALCUTTA • MADRAS • NEW DELHI

DRAWN: PARTHA ROY, DESIGNED: P.C.  
PROJ. ENGR: P.C., ENGR: MCR.  
DEPT. HEAD: P.C.  
SCALE: 1:100  
DATE: 06-02-95  
JOB NO: 89T02  
DWG. NO: DMA-20  
REV. NO: 01

ELEC.	MECH.	STR.	ARCH.	NATURE OF REVISION & DESCRIPTION	PRELIMINARY	RELEASE STATUS	DATE	REV. NO.
				U.G. RESERVOIR	2-2-95	M1		



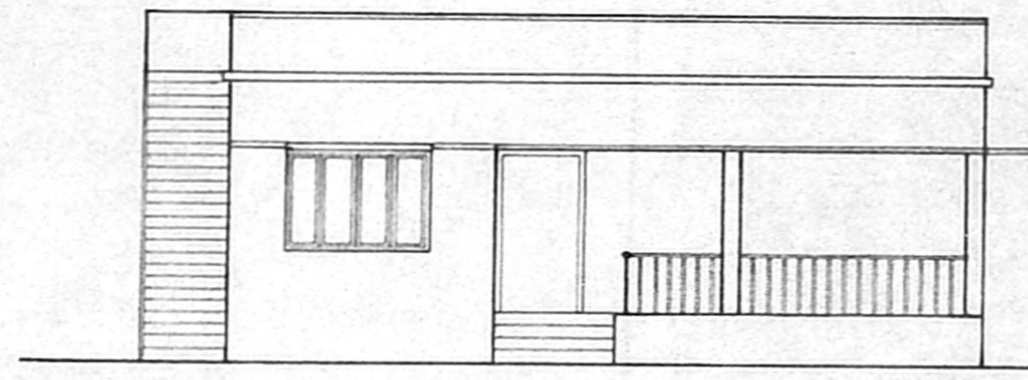


SCHEDULE OF JOINERY

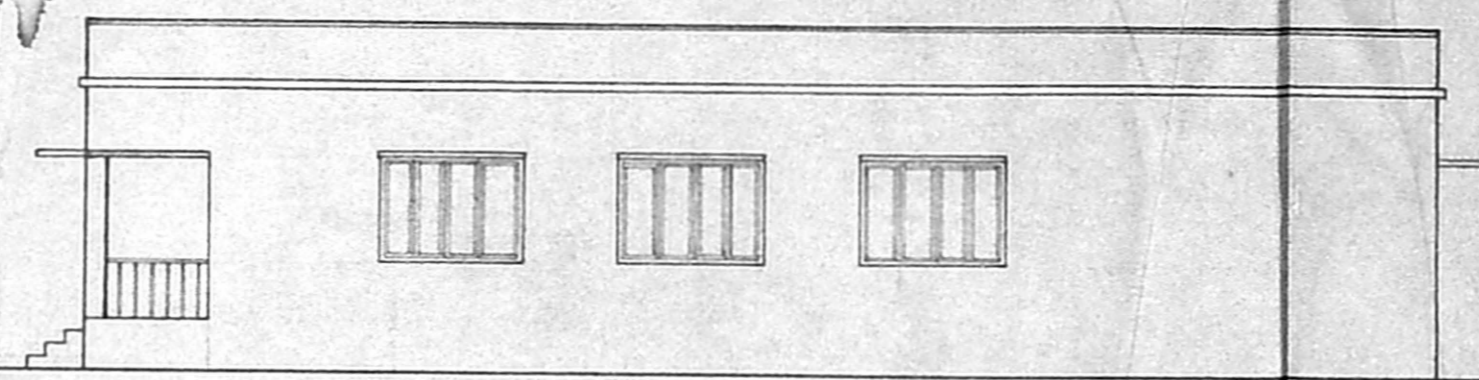
D	1050 X 2100	T.W. FLUSH DOOR
D	900 X 2100	T.W. FLUSH DOOR
W	1800 X 1200	T.W. WINDOW
W	1200 X 1200	T.W. WINDOW

79.8 X 47.8

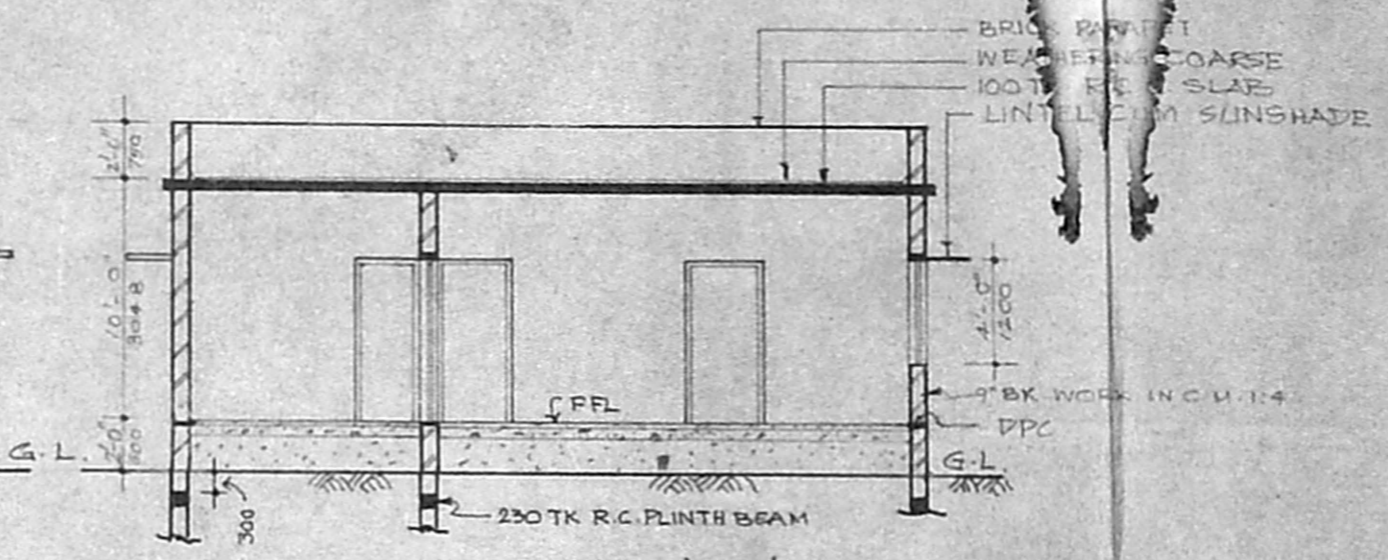
MMDA C3/PP NO. 1  
 C.No. 53/4980/77  
 PART II  
 20/4/98  
 A.P. D.P.



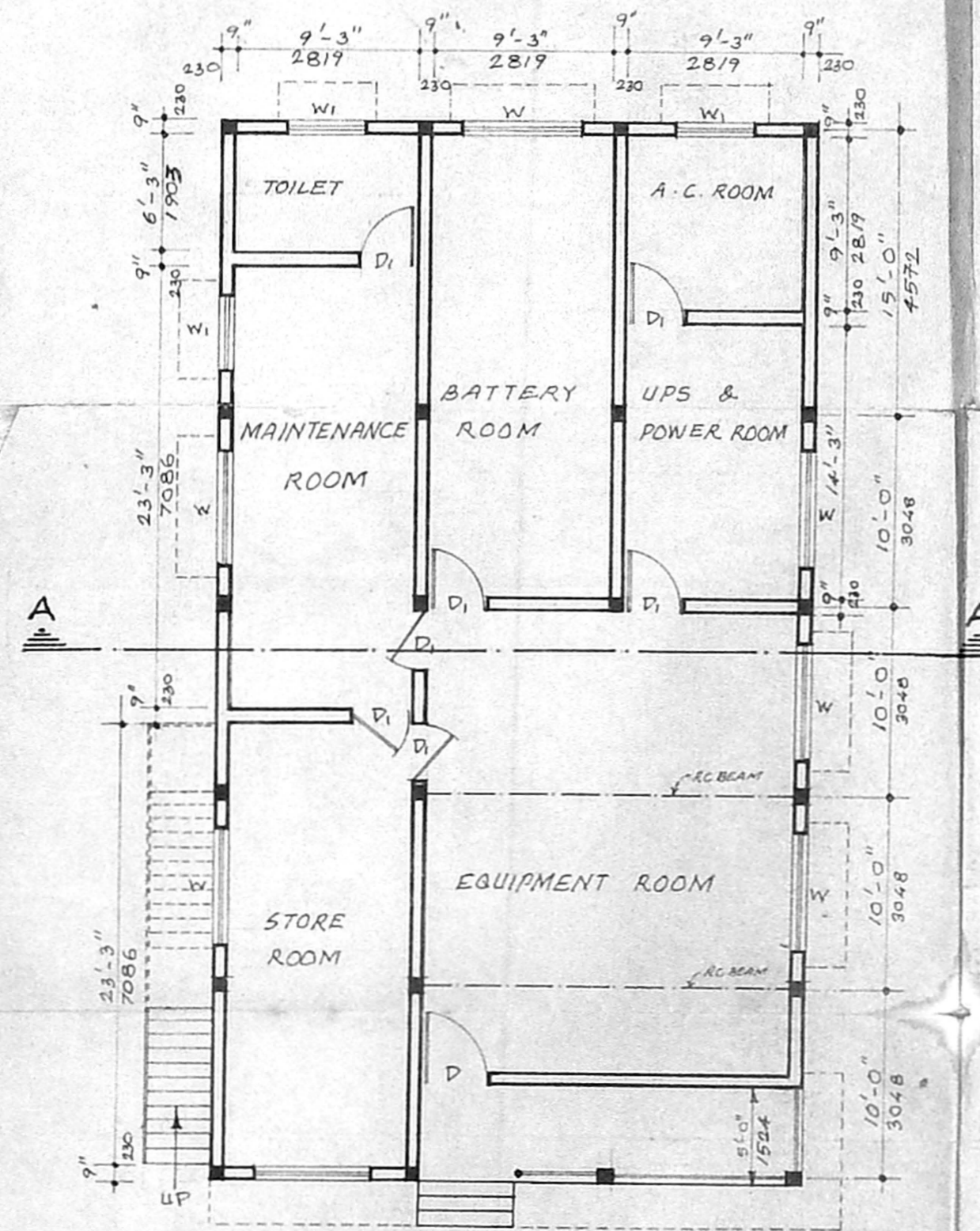
ELEVATION



SIDE ELEVATION

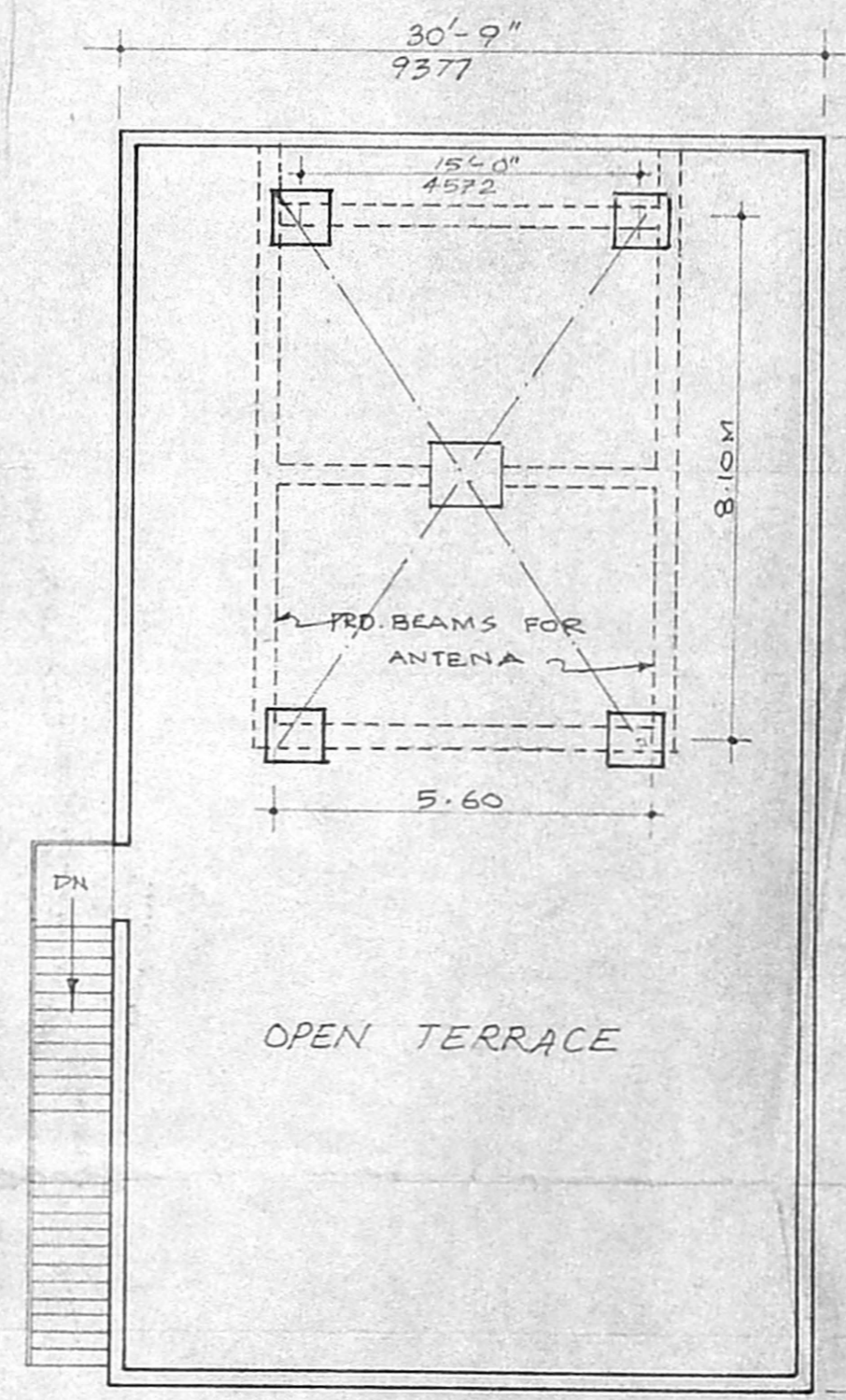


SECTION-AA

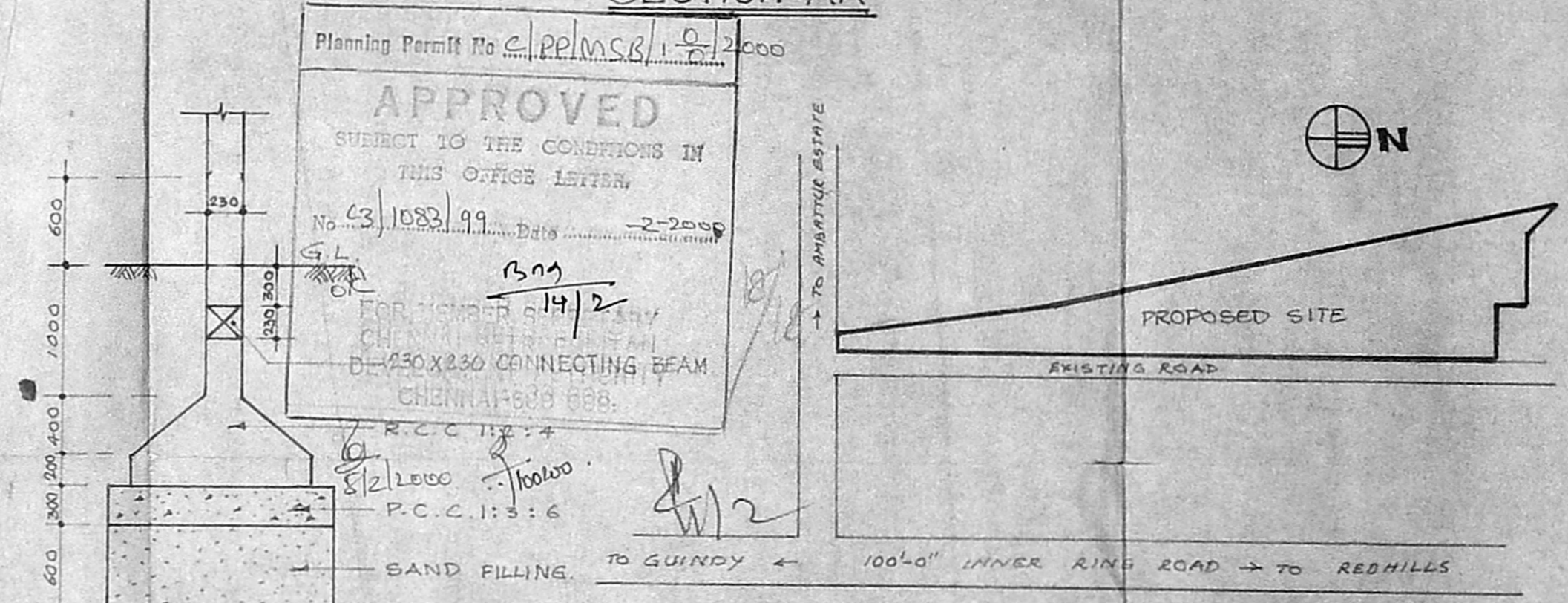


GROUND FLOOR

SCALE - 1" = 8'-0" (1:100)



TERRACE FLOOR

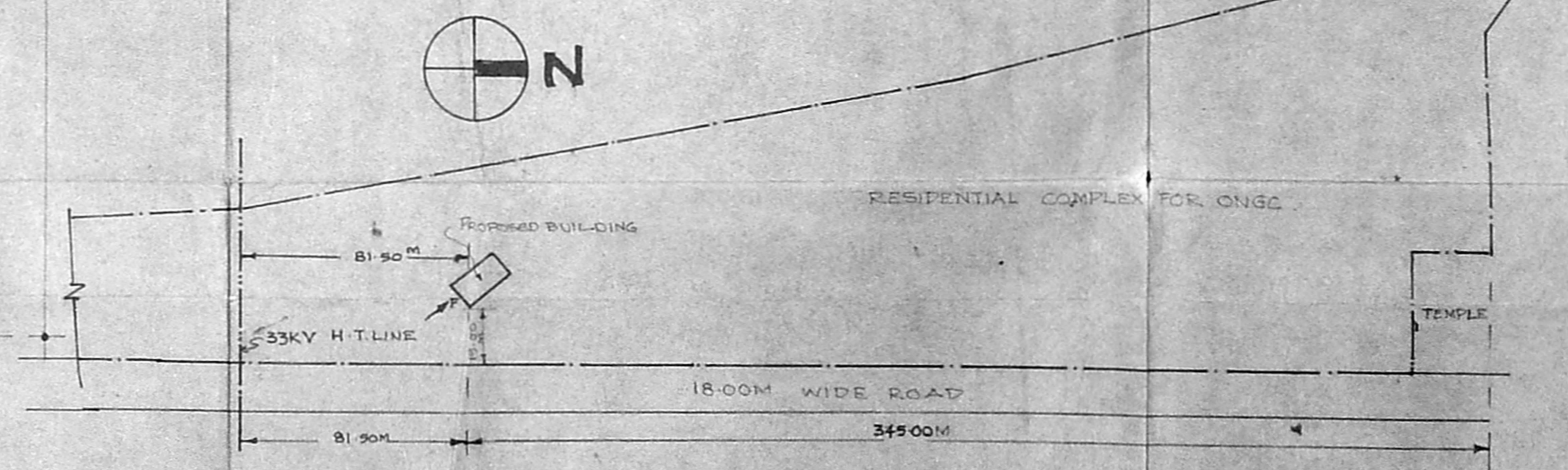


KEY PLAN

SCALE: N.T.S.

FOUNDATION DETAIL OF COLUMN

SCALE - 1:40



SITE PLAN

SCALE: N.T.S.

Planning Permit No. CP/PLM/SB/1/2000  
**APPROVED**  
 SUBJECT TO THE CONDITIONS IN THIS OFFICE LETTER.  
 No. 63/1088/99 Dtd. 2-2-2000  
 FOR 1303  
14/2  
 CHENNAI WATER SUPPLY DEPT.  
 D-130X230 CONNECTING BEAM  
 CHENNAI-600 088.  
 R.C.C. 1:1:4  
 P.C.C. 1:3:6  
 SAND FILLING.

PROPOSED	—	<input type="checkbox"/>
BOUNDARY	—	<input type="checkbox"/>
ROAD	—	<input type="checkbox"/>
EXISTING	—	<input type="checkbox"/>

DRAWN BY: S.VIVEK  
 CHECKED BY: *[Signature]*

APPROVED BY: GM(C&E)  
 SCALE: 1" = 8'-0" (1:100), 1:40 & N.T.S.

PROPOSED CONSTRUCTION OF MULTI-CONTACT SYSTEM TRANSMITTER BUILDING FOR ONGC AT ANNA NAGAR, MADRAS.

I. G. KRISHNAMURTHY RAO  
 CIVIL ENGINEER  
 CLASS I LICENSE NO. 37C  
 CORPORATION OF MADRAS  
 CH-10, SAHAYAN AVENUE  
 1412, LAKE VIEW ROAD, MADRAS-600029